



STATE OF WASHINGTON

WASHINGTON STATE PARKS AND RECREATION COMMISSION

1111 Israel Road S.W. • P.O. Box 42650 • Olympia, WA 98504-2650 • (360) 902-8500

TDD Telecommunications Device for the Deaf: 800-833-6388

www.parks.state.wa.us

October 16, 2025

Item E-2: Financial Update - Report

EXECUTIVE SUMMARY: This item reports to the Washington State Parks and Recreation Commission on 1) State Parks' 2023-25 biennium final financial report, the status of 2) the 2025-27 biennium operating and capital budget expenditures, 3) Parks Renewal and Stewardship Account (PRSA) revenue, and 4) the 2025-27 Budget Development. This item advances the Commission's goal: "Obtain and effectively manage resources needed to create and sustain an exceptional park system".

LAST BIENNIUM FINANCIAL INFORMATION

2023-25 Biennium Operating Budget and Expenditures: State Parks' 2023-25 biennial operating budget was \$273.2 million, including supplemental funding. The budget that funded general operations was \$245.8 million with dedicated program funding at \$27.4 million. Of the \$245.8 million, \$87.1 million was supported by tax dollars from the General Fund (GF-S), \$5.3 million from Climate accounts, and the remaining \$153.2 million was supported by earned revenue (PRSA).

For the last biennium, the agency spent \$254.9 million; of which \$230.7 million was for general operations. The PRSA ending fund balance as of June 30, 2025, was \$21.7 million. At the beginning of the last biennium, July 1, 2023, PRSA started with a fund balance of \$20.2 million.

2023-25 Biennium Capital Budget and Expenditures: State Parks' 2023-25 capital budget was \$201.1 million. \$143.3 million was from the State Building and Construction Account and comprised of \$77.2 million for new projects and \$66.1 million for reappropriated projects and \$2.4 million was from the Climate account. In addition, available grant and other spending authority dollars was \$55.4 million.

For the last biennium, the agency spent a total of \$22.5 million on new projects, \$40.9 million on reappropriated projects, \$0.8 million from the Climate accounts and \$22.5 million on grant related projects.

2023-25 Biennium Revenue (PRSA): PRSA earned revenue includes Discover Pass sales, camping, cabins & other overnight accommodations, "opt-out" donations through the Department of Licensing and other earned revenue.

The 2023-25 earned revenue forecast was \$136.9 million and "actual" earned revenue was \$141.1 million, for a \$4.2 million (3.0 percent) positive variance.

Comparing actual against estimates by major categories:

- 1) Discover Pass revenue was 5.0 percent (\$2.5 million) above projection
- 2) Camping revenue was 2.8 percent (\$1.4 million) below projection
- 3) Cabins and other lodging revenue was 17.0 percent (\$1.3 million) below projection
- 4) Donations through the DOL “opt out” program was 2.8 percent (\$419,700) below projection
- 5) Other revenue sources was 29.5 percent (\$4.7 million) above projection

CURRENT BIENNIUM FINANCIAL INFORMATION

2025-27 Biennium Operating Budget and Expenditures: State Parks’ 2025-27 biennial operating budget is \$257.6 million. The amount of budget that funds general operations is \$234.7 million with dedicated program funding at \$22.1 million. Of the \$234.7 million, \$65.9 million is supported by tax dollars from the General Fund (GF-S), \$1.2 million is in the Transportation budget and \$980,000 is from climate account funds. The remaining \$166.7 million is supported by earned revenue (PRSA).

As of August 31, the agency spent \$20.4 million; of which \$19.6 million was for general operations. Overall, spending for general operations (GF-S / PRSA) is 8.4 percent of the biennial spending plan.

The August 31, PRSA ending fund balance was \$29.4 million, \$8.5 million greater than the may 2025 ending balance of \$20.9 million. The projected June 2027 fund ending balance is \$4.7 million.

2025-27 Biennium Capital Budget and Expenditures: State Parks’ 2025-27 capital budget is \$147.2 million. \$113.3 million is from the State Building and Construction Account and is comprised of \$33.8 million for new projects and \$79.4 million for reappropriated projects. \$1.7 million is from the new climate account funds. In addition, available grant and other spending authority dollars currently total \$34.0 million though this amount is expected to increase roughly \$20 million in the following months as agreements are established and allotted.

As of August 31, the agency spent or encumbered a total of \$33.1 million; \$62,798 on new projects (\$62,798 spent, \$0 encumbered), \$33.0 million on reappropriated projects (\$2.1 million spent, \$30.9 million encumbered), and \$3.8 million on climate and grant related projects.

2025-27 Biennium Revenue (PRSA): PRSA earned revenue includes Discover Pass sales, camping, cabins & other overnight accommodations, “opt-out” donations through the Department of Licensing and other earned revenue.

The 2025-27 earned revenue forecast is currently \$149.7 million. As of August 31, “actual” earned revenue was \$21.3 million, \$377,998 (1.8 percent) below biennium-to-date estimates.

Comparing biennium-to-date revenue collections against estimates by major categories:

- 1) Discover Pass revenue is 2.4 percent (\$152,372) below projection
- 2) Camping revenue is 5.6 percent (\$602,421) below projection
- 3) Cabins and other lodging revenue is 2.7 percent (\$25,698) below projection
- 4) Donations through the DOL “opt out” program is 3.7 percent (\$50,845) below projection
- 5) Other revenue sources are 24.6 percent (\$453,338) above projection

SUPPORTING INFORMATION

Appendix 1: 2023-25 Operating and Capital Budget Financial Report

Appendix 2: 2023-25 Parks Renewal and Stewardship Account (PRSA) Revenue Summary

Appendix 3: 2023-25 Parks Renewal and Stewardship Account (PRSA) “Other” Revenue Summary

Appendix 4: 2025-27 Operating and Capital Budget Financial Report

Appendix 5: 2025-27 Parks Renewal and Stewardship Account (PRSA) Revenue Summary

Appendix 6: 2025-27 Parks Renewal and Stewardship Account (PRSA) “Other” Revenue Summary

Author/Contact(s): Van Church, Budget Director
Van.Church@parks.wa.gov, (360) 902-8590

Reviewer(s):

Laura Holmes, Business Support Services Director

Chris Gourley, SEPA Review: Pursuant to WAC 197-11-704, staff has determined that this Commission agenda item is a report and therefore is not subject to State Environmental Policy Act (SEPA) review.

Andy Woo, Assistant Attorney General: 9/18/2025

Approved for Transmittal to Commission



Diana Dupuis, Director

APPENDIX 1
OPERATING AND CAPITAL BUDGET FINANCIAL REPORT
2023-25 BIENNIUM
As of June 30, 2025

Operating Budget:

Fund/Account	Biennial Budget ¹	Expenditures To Date	Balance	Percent Spent
General Operating Funds				
General Fund - State	87,073,000	86,939,717	133,283	99.8%
Parks Renewal and Stewardship Acct. (PRSA)	153,158,000	138,573,094	14,584,906	90.5%
Climate Accounts	5,533,000	5,201,174	331,826	94.0%
	245,764,000	230,713,985	15,050,015	93.9%
Other Funds				
PRSA/Dedicated Funds ²	27,432,000	24,195,671	3,236,329	88.2%
	273,196,000	254,909,656	18,286,344	93.3%

(1) Includes 2023-25, 2024 Supplemental, 2025 Supplemental

(2) Includes Boating and Winter Recreation Programs, ORV, Roads, Private/Local Grants, and No Child Left Inside (NCLI)

PRSA Fund Balance:

Date	Balance
July 1, 2023	20,159,679
June 30, 2025	21,672,324
June 30, 2025 (Projected Ending Balance ¹)	3,600,157

(1) Includes 2023-25, 2024 Supplemental, 2025 Supplemental, \$391,494 2023-25 BBAL GASB87 reduction

Capital Budget:

Funding Source	Biennial Budget ¹	Expenditures To Date ²	Balance	Percent Spent
Fund 057 - State Building Const. Account				
New Projects	77,185,000	22,449,834	54,735,166	29.1%
Reappropriations	66,141,414	40,899,731	25,241,683	61.8%
	143,326,414	63,349,565	79,976,849	44.2%
Climate Accounts				
Fort Worden Energy Efficiency Update (26C)	1,000,000	98,300	901,700	9.8%
Statewide Fish Barrier Removal Project (26D)	1,375,000	718,954	656,046	52.3%
Grants/Donations/Pass Through Funds				
State Grants/Pass Through Funds ³	47,458,898	18,376,418	29,082,480	38.7%
Local Grants/Donations/Parkland Acquisition ⁴	4,500,000	3,022,582	1,477,418	67.2%
Federal Grants/Pass Through Funds ⁵	3,350,000	1,060,903	2,289,097	31.7%
Palouse to Cascades Trail Noxious Weed (23P)	50,000	42,000	8,000	84.0%
	201,060,312	86,668,722	114,391,590	43.1%

(1) Includes 2023-25, 2024 Supplemental, 2025 Supplemental

(2) Includes expenditures and encumbrances

(3) Includes prior biennium grant carry-forward

(4) Includes private/local spending authority for grants including reappropriations

(5) Includes Clean Vessel grants issued to other entities, and spending authority for grants

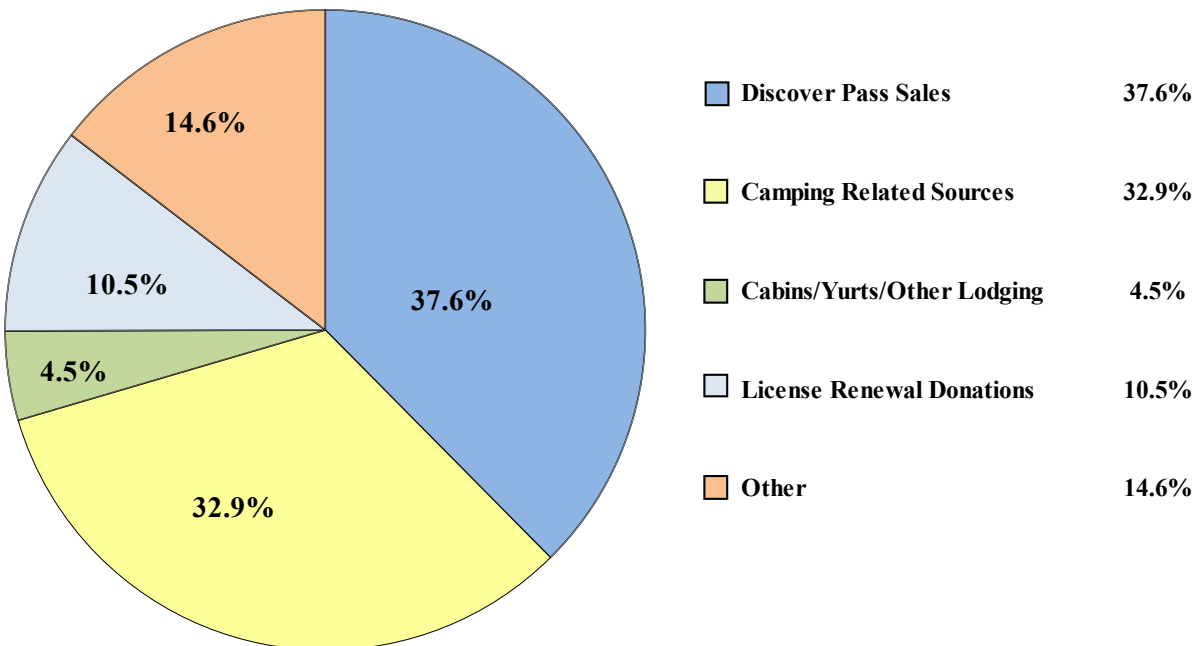
APPENDIX 2

PARKS RENEWAL AND STEWARDSHIP ACCOUNT (PRSA) REVENUE SUMMARY
2023-25 Biennium
As of June 30, 2025

Revenue Category	Biennial Estimate	Estimate To Date	Actuals To Date	Variance To Date	Percent Actuals Over/Under To Date
Discover Pass Sales	50,476,000	50,476,000	53,014,685	2,538,685	5.0%
Camping	47,707,000	47,704,000	46,348,634	(1,355,366)	(2.8%)
Other Overnight Lodging	7,667,000	7,670,000	6,363,625	(1,306,375)	(17.0%)
License Renewal Donations	15,176,000	15,176,000	14,756,292	(419,708)	(2.8%)
Other *	15,879,000	15,879,000	20,569,632	4,690,632	29.5%
	136,905,000	136,905,000	141,052,868	4,147,868	3.0%

* Other revenue sources include leases, reservation fees, retreat centers, boat moorage and watercraft launch fees, day use fees, etc.

Percent of Revenue Collected by Source

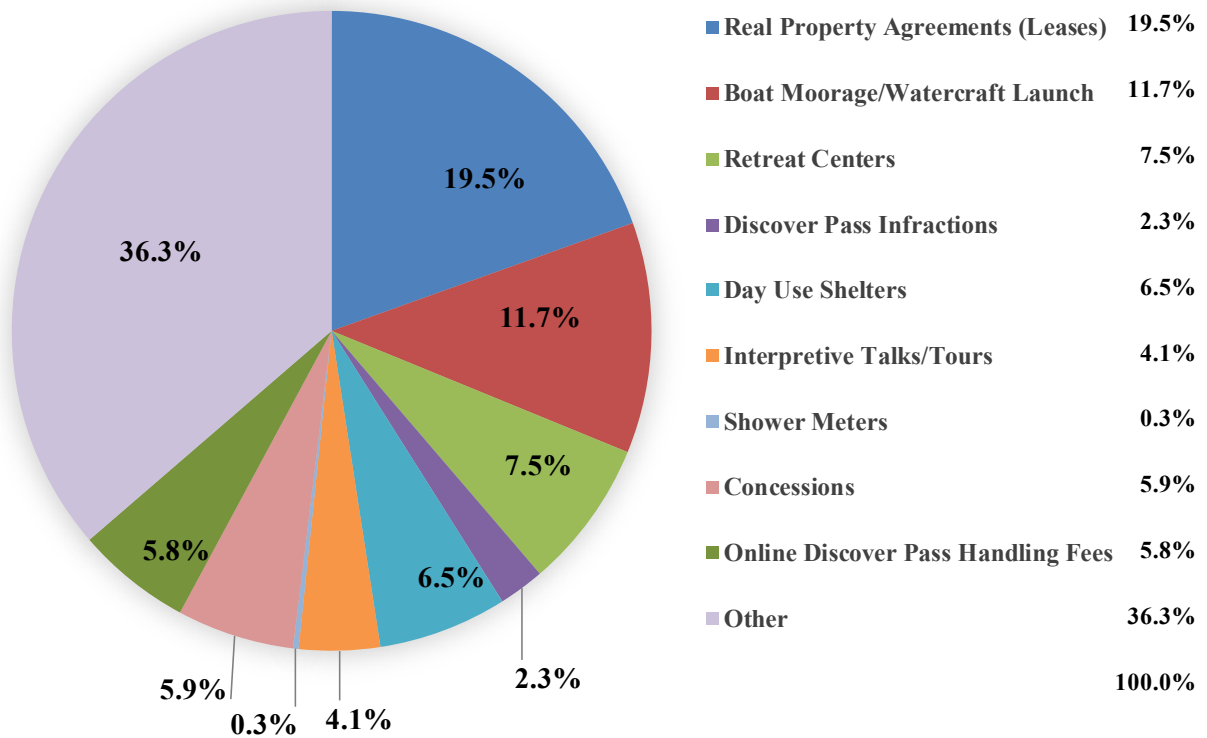


APPENDIX 3 PARKS RENEWAL AND STEWARDSHIP ACCOUNT (PRSA) "OTHER" REVENUE SUMMARY

**2023-25 BIENNIUM
As of June 30, 2025**

Revenue Category	Biennial Estimate	Estimate To Date	Actuals To Date	Variance To Date	Percent Actuals Over/Under To Date
Real Property Agreements (Leases)	2,400,000	2,400,000	4,016,447	1,616,447	67.4%
Boat Moorage/Watercraft Launch	2,150,000	2,150,000	2,398,682	248,682	11.6%
Retreat Centers	620,000	620,000	1,549,259	929,259	149.9%
Discover Pass Infractions	504,000	504,000	477,797	(26,203)	(5.2%)
Day Use Shelters	900,000	900,000	1,341,440	441,440	49.0%
Interpretive Talks/Tours	500,000	500,000	841,018	341,018	68.2%
Shower Meters	600,000	600,000	56,978	(543,022)	(90.5%)
Concessions	520,000	520,000	1,220,585	700,585	134.7%
Online Discover Pass Handling Fees	1,020,000	1,020,000	1,194,638	174,638	17.1%
Other	6,665,000	6,665,000	7,472,789	807,789	12.1%
Total	15,879,000	15,879,000	20,569,632	4,690,632	29.5%

Percent of Revenue Collected by Source



**APPENDIX 4
OPERATING AND CAPITAL BUDGET FINANCIAL REPORT
2025-27 BIENNIUM
As of August 31, 2025**

Operating Budget:

Fund/Account	Biennial Budget ¹	Expenditures To Date	Balance	Percent Spent
General Operating Funds				
General Fund - State	65,858,000	6,320,576	59,537,424	9.6%
Parks Renewal and Stewardship Acct. (PRSA)	166,674,000	13,244,934	153,429,066	7.9%
Climate Accounts	980,000	46,757	933,243	4.8%
	233,512,000	19,612,267	213,899,733	8.4%
Other Funds				
PRSA/Dedicated Funds ²	24,103,000	783,391	23,319,609	3.3%
	257,615,000	20,395,659	237,219,341	7.9%

(1) Includes 2025-27

(2) Includes Boating and Winter Recreation Programs, ORV, Roads, Private/Local Grants, and No Child Left Inside (NCLI)

PRSA Fund Balance:

Date	Balance
July 1, 2025	21,672,324
August 31, 2025	29,366,391
June 30, 2027 (Projected Ending Balance ¹)	4,730,924

(1) Includes 2025-27

Capital Budget:

Funding Source	Biennial Budget ¹	Expenditures To Date ²	Balance	Percent Spent
Fund 057 - State Building Const. Account				
New Projects	33,823,000	62,798	33,760,202	0.2%
Reappropriations	79,439,917	33,015,134	46,424,783	41.6%
	113,262,917	33,077,931	80,184,986	29.2%
Climate Accounts				
Fort Worden Energy Efficiency Update (26C)	901,700	0	901,700	0.0%
Statewide Fish Barrier Removal Project (26D)	837,030	568,793	268,237	68.0%
Grants/Donations/Pass Through Funds				
State Grants/Pass Through Funds ³	23,394,351	3,236,189	20,158,162	13.8%
Local Grants/Donations/Parkland Acquisition ⁴	4,500,000	1,826	4,498,174	0.0%
Federal Grants/Pass Through Funds ⁵	4,350,000	14,485	4,335,515	0.3%
	147,245,998	36,899,225	110,346,773	25.1%

(1) Includes 2025-27

(2) Includes expenditures and encumbrances

(3) Includes prior biennium grant carry-forward

(4) Includes private/local spending authority for grants including reappropriations

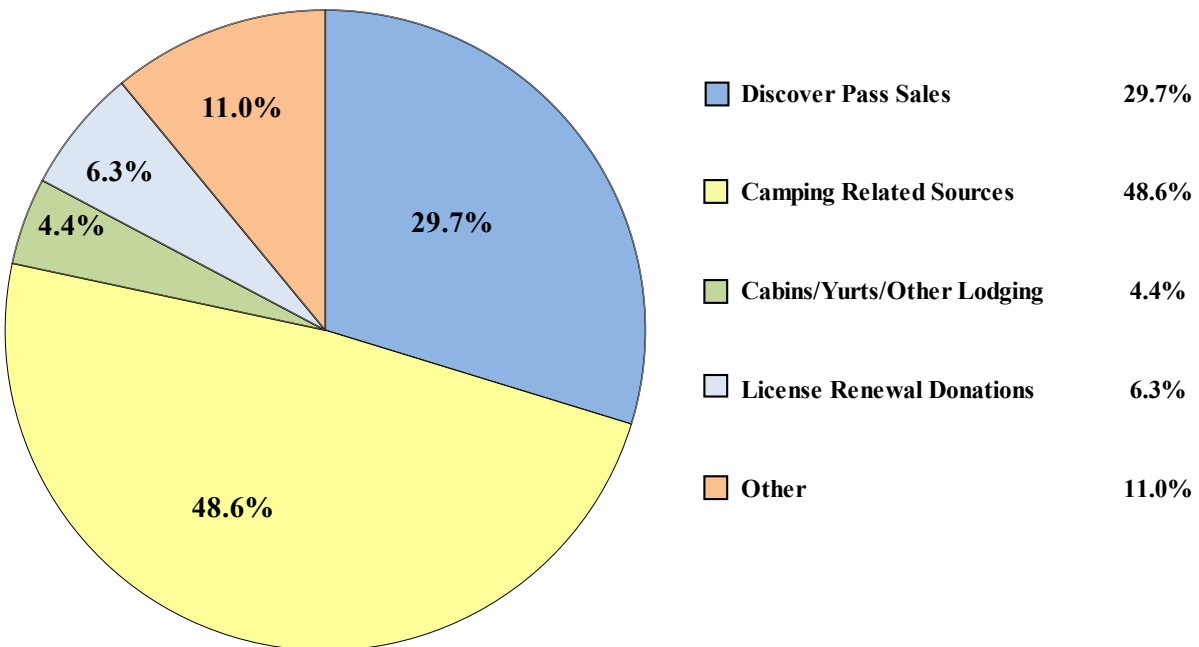
(5) Includes Clean Vessel grants issued to other entities, and spending authority for grants

APPENDIX 5
PARKS RENEWAL AND STEWARDSHIP ACCOUNT (PRSA) REVENUE SUMMARY
2025-27 Biennium
As of August 31, 2025

Revenue Category	Biennial Estimate	Estimate To Date	Actuals To Date	Variance To Date	Percent Actuals Over/Under To Date
Discover Pass Sales	61,602,600	6,379,000	6,226,628	(152,372)	(2.4%)
Camping	50,708,000	10,783,000	10,180,579	(602,421)	(5.6%)
Other Overnight Lodging	6,286,000	946,500	920,802	(25,698)	(2.7%)
License Renewal Donations	14,176,000	1,365,600	1,314,755	(50,845)	(3.7%)
Other *	16,960,000	1,842,900	2,296,238	453,338	24.6%
	149,732,600	21,317,000	20,939,002	(377,998)	(1.8%)

* Other revenue sources include leases, reservation fees, retreat centers, boat moorage and watercraft launch fees, day use fees, etc.

Percent of Revenue Collected by Source



APPENDIX 6
PARKS RENEWAL AND STEWARDSHIP ACCOUNT (PRSA) “OTHER” REVENUE
SUMMARY
2025-27 BIENNIUM
As of August 31, 2025

Revenue Category	Biennial Estimate	Estimate To Date	Actuals To Date	Variance To Date	Percent Actuals Over/Under To Date
Day Use Shelters	1,300,000	247,000	281,727	34,727	14.1%
Boat Moorage/Watercraft Launch	2,310,000	360,500	376,216	15,716	4.4%
Concessions	1,040,000	20,000	71,472	51,472	257.4%
Reservation Fees	770,000	50,100	38,773	(11,327)	(22.6%)
Online Discover Pass Handling Fees	1,210,000	157,400	192,980	35,580	22.6%
Real Property Agreements (Leases)	4,167,000	210,500	541,203	330,703	157.1%
Retreat Centers	1,450,000	289,600	287,814	(1,786)	(0.6%)
Interpretive Talks/Tours	720,000	126,000	140,160	14,160	11.2%
PIA Transfer	700,000	0	0	0	0.0%
Discover Pass Infractions	504,000	55,500	48,093	(7,407)	(13.3%)
Miscellaneous	2,789,000	326,300	317,799	(8,501)	(2.6%)
Total	16,960,000	1,842,900	2,296,238	453,338	24.6%

Percent of Revenue Collected by Source

