



2023-25 Financial Update

PRESENTED BY LAURA HOLMES
July 17, 2025



Overview

2023-25 Biennial Budget

- Capital Budget
- Operating Budget
- Revenue to Parks Renewal and Stewardship Account (PRSA)
- What's Next





2023-2025 Financial Update

As of May 2025 | FM23 | 96% through biennial cycle

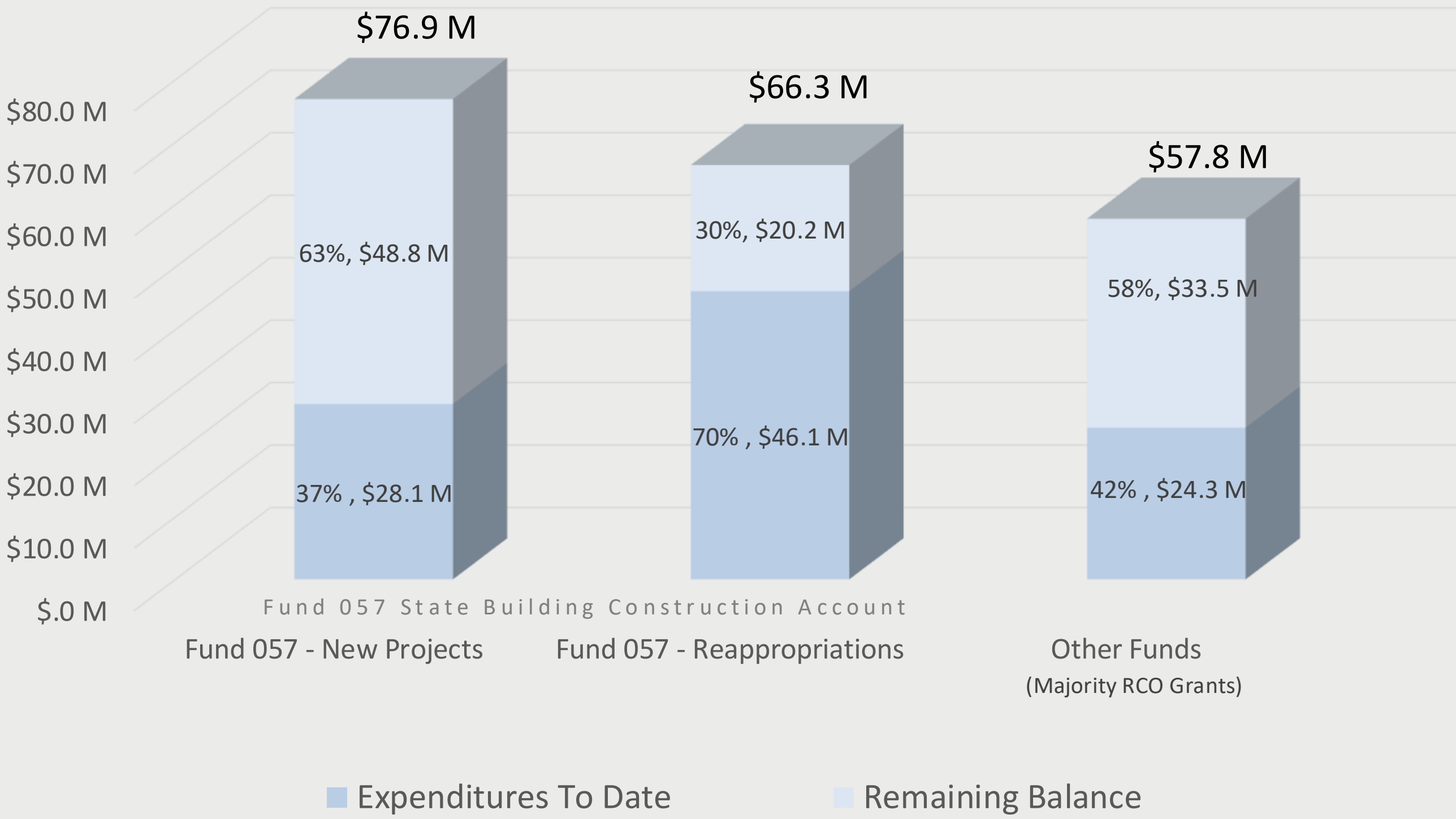


#

Capital Budget



2023-25 Capital Budget - \$200.9 M



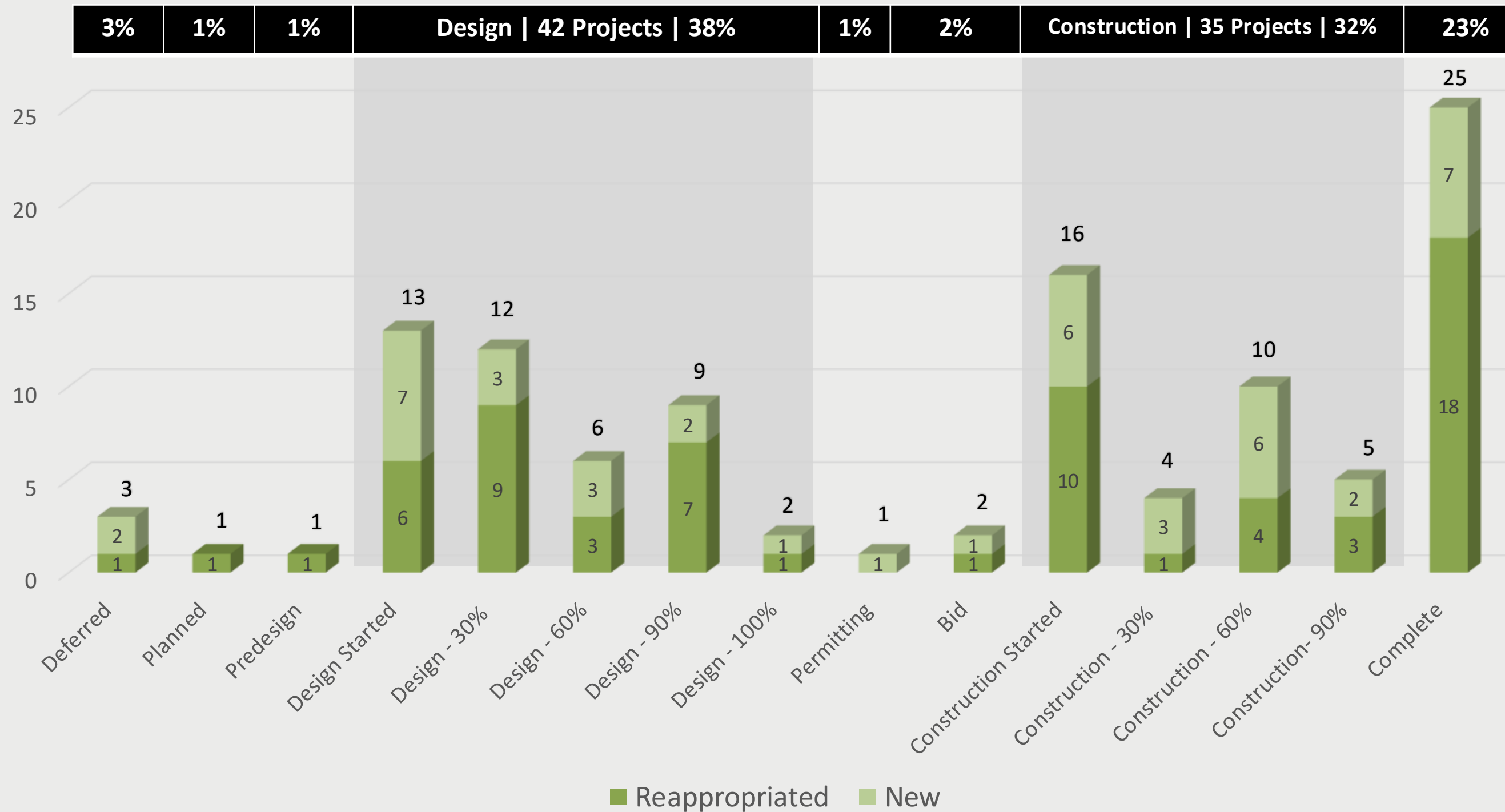
Fund 057 reflects \$143.2M

- Actual expenditures \$54.1M, as compared to last biennium of \$36.2M; spending continues to be 50% higher.
- Contractual obligations are \$20.1M. Total expenditures and obligations is \$74.2M.
- Reappropriate amount will be known in September.

Other Funds

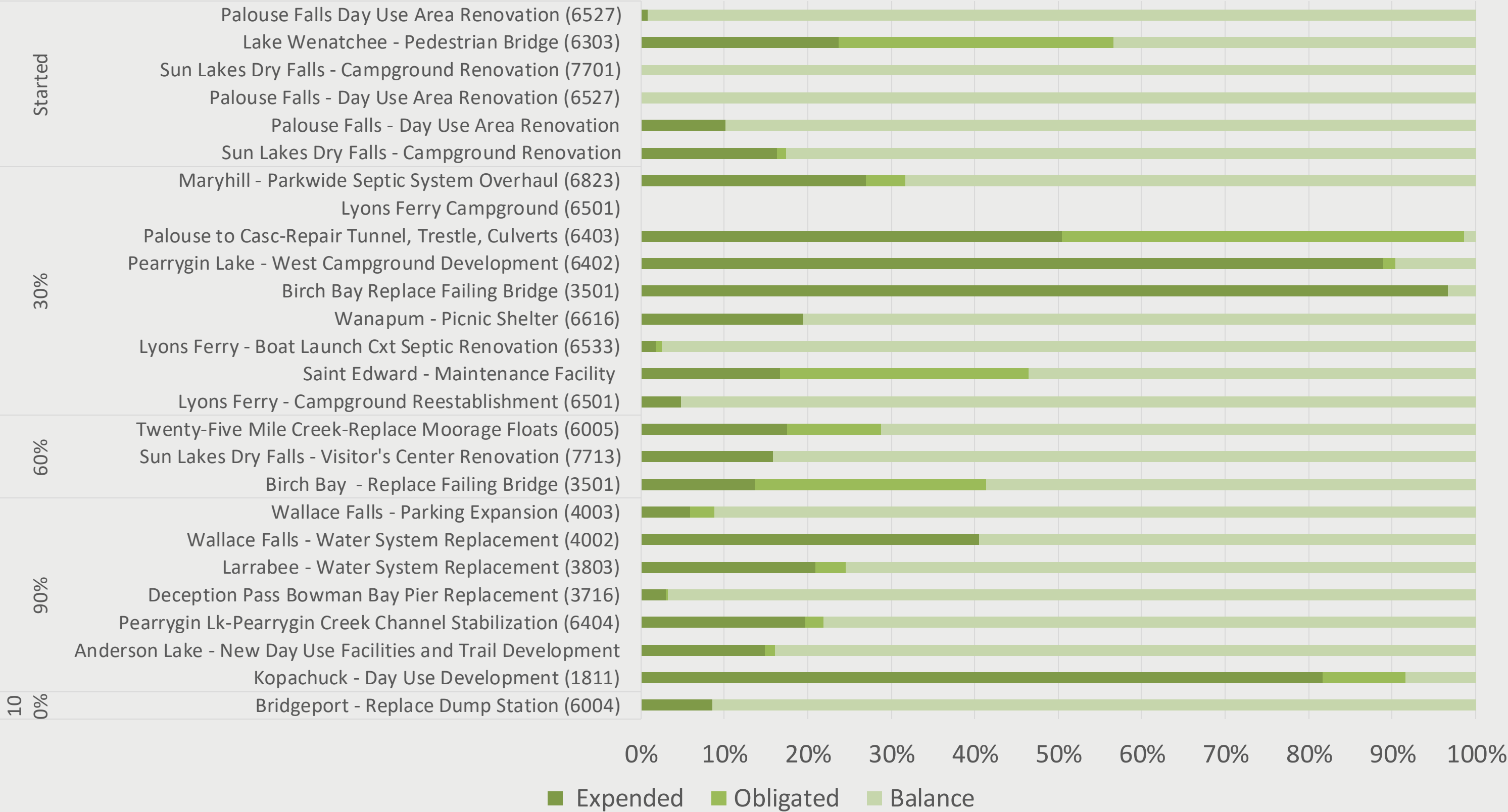
- Spending within expected range for RCO planned projects.

Overview of Capital Projects



- 110 Projects represented
- 56% of projects are either under construction or completed.
- Completed projects increased by 14%

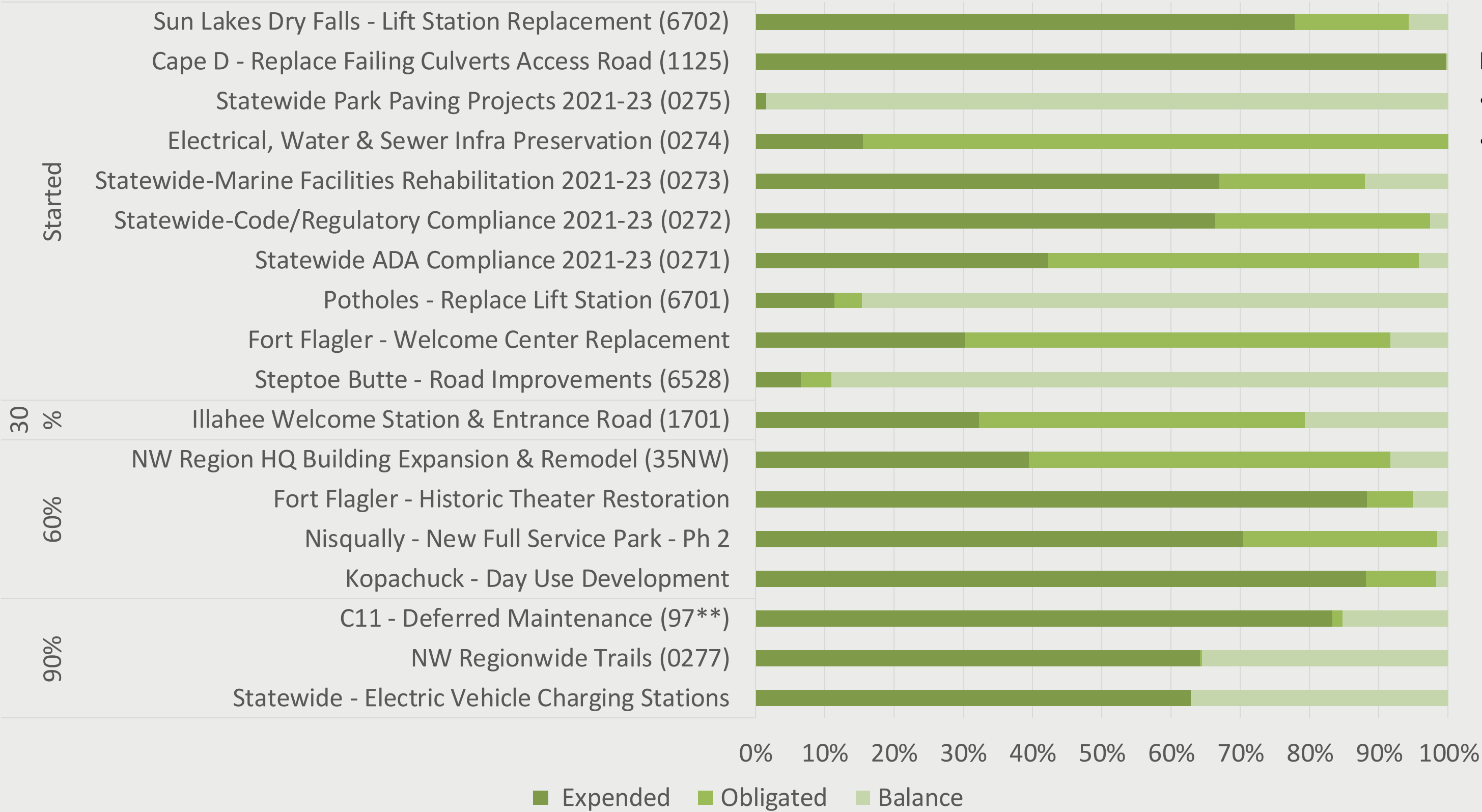
REAPPROPRIATED CAPITAL PROJECTS | DESIGN



Reappropriated Funding:

- 26 Projects in design stage
- 8 near design completion and will move to the permitting and/or bid processes.

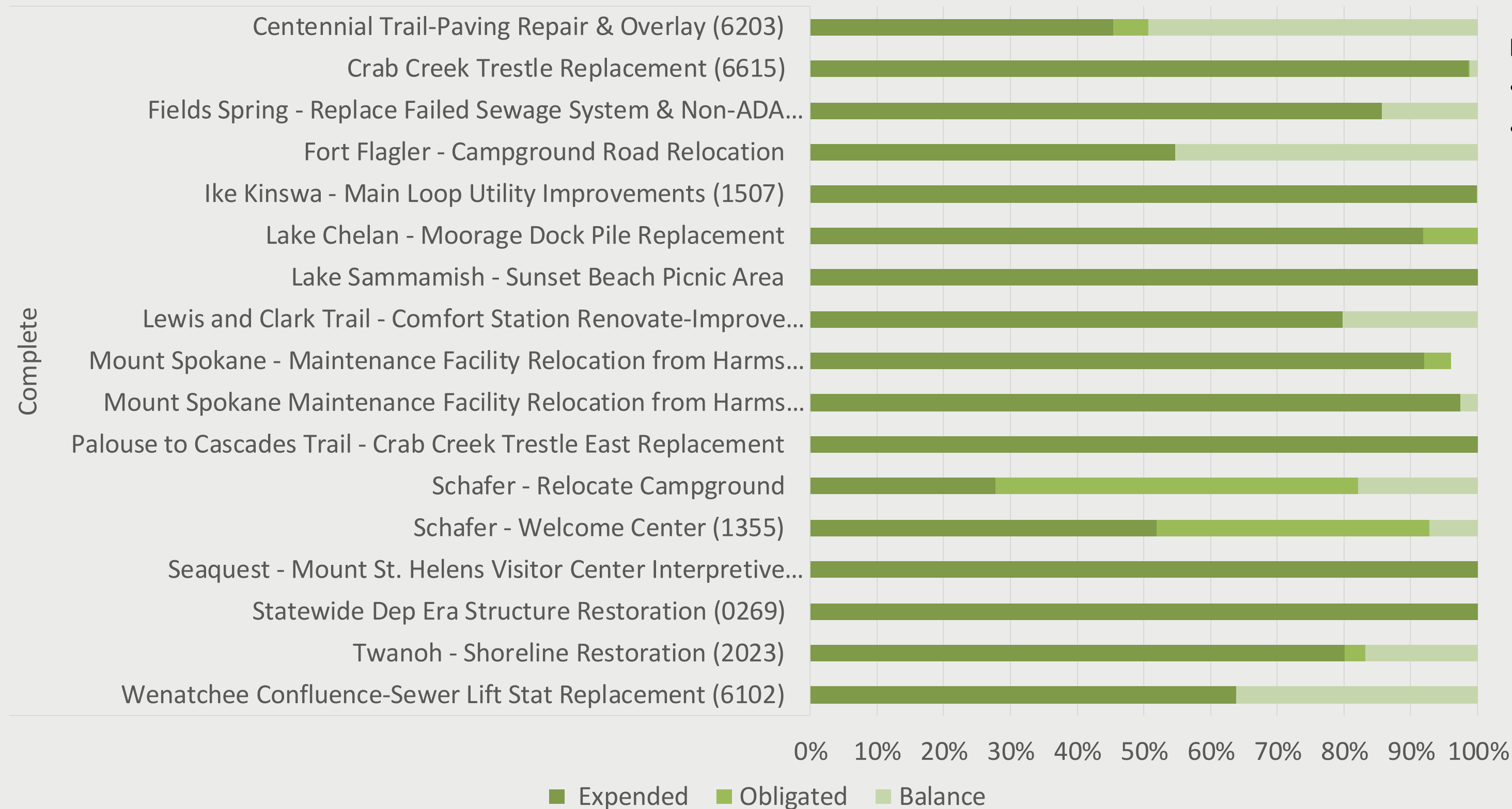
REAPPROPRIATED CAPITAL PROJECTS | CONSTRUCTION



Reappropriated Funding:

- 18 Projects in construction
- 3 near completion

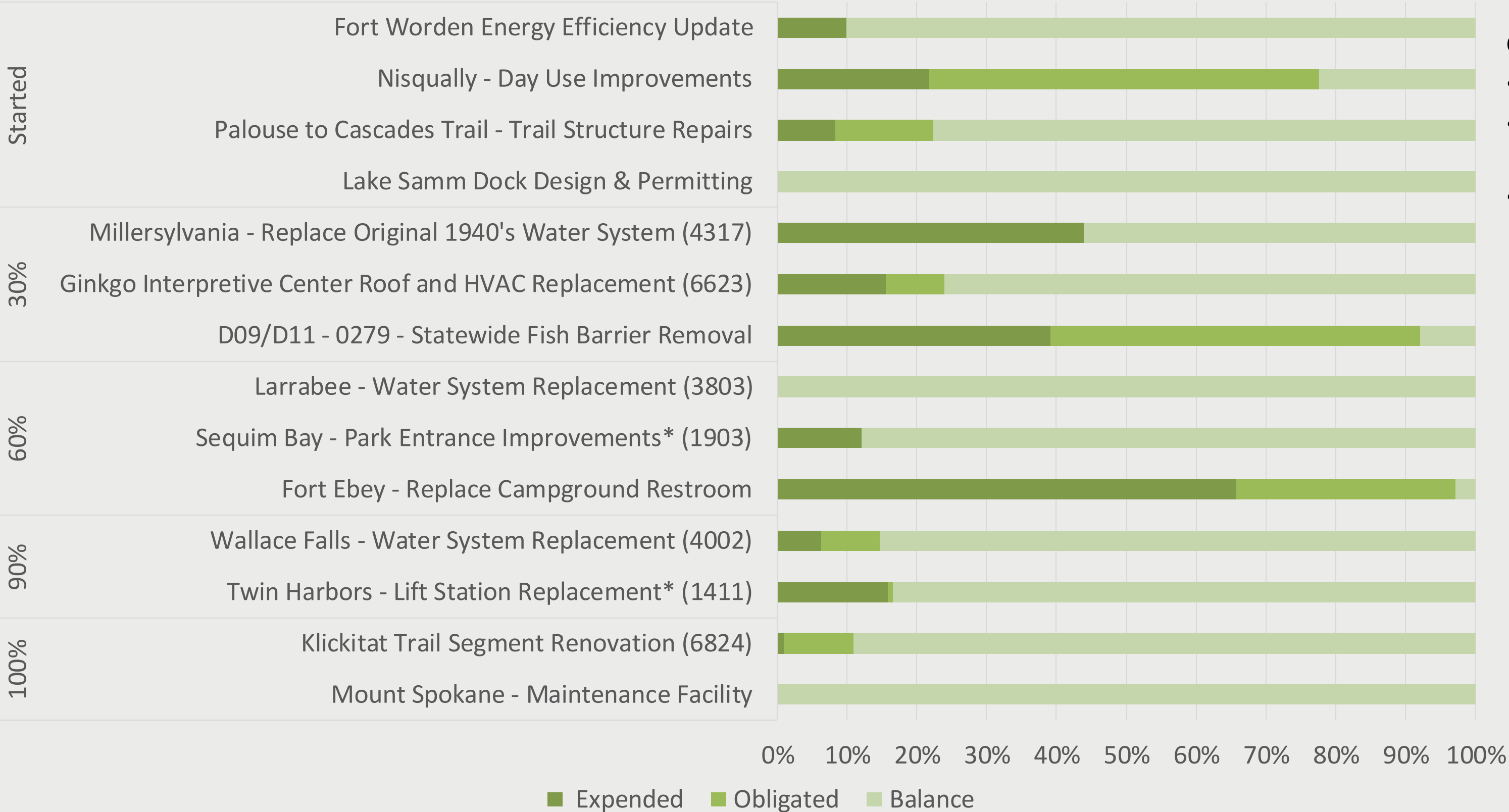
REAPPROPRIATED CAPITAL PROJECTS | COMPLETE



Reappropriated Funding:

- 18 Projects complete
- Remaining balance may change due to contractor invoicing and payment timing

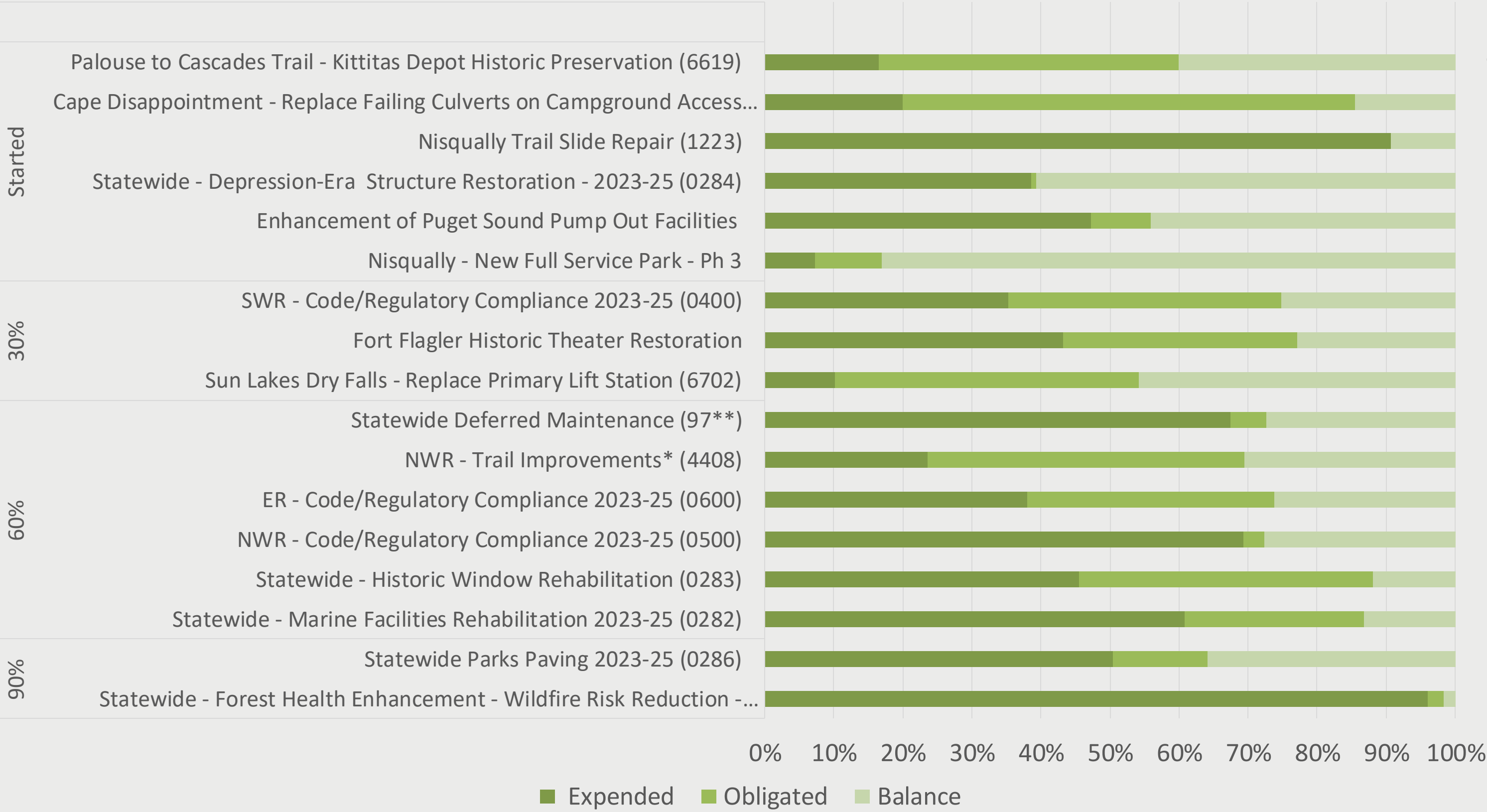
2023-25 FUNDED CAPITAL PROJECTS | DESIGN



Current Biennial Funding:

- 16 Projects in design stage
- Half are just getting started
- A few projects are near design completion and will move to the permitting and/or bid processes.

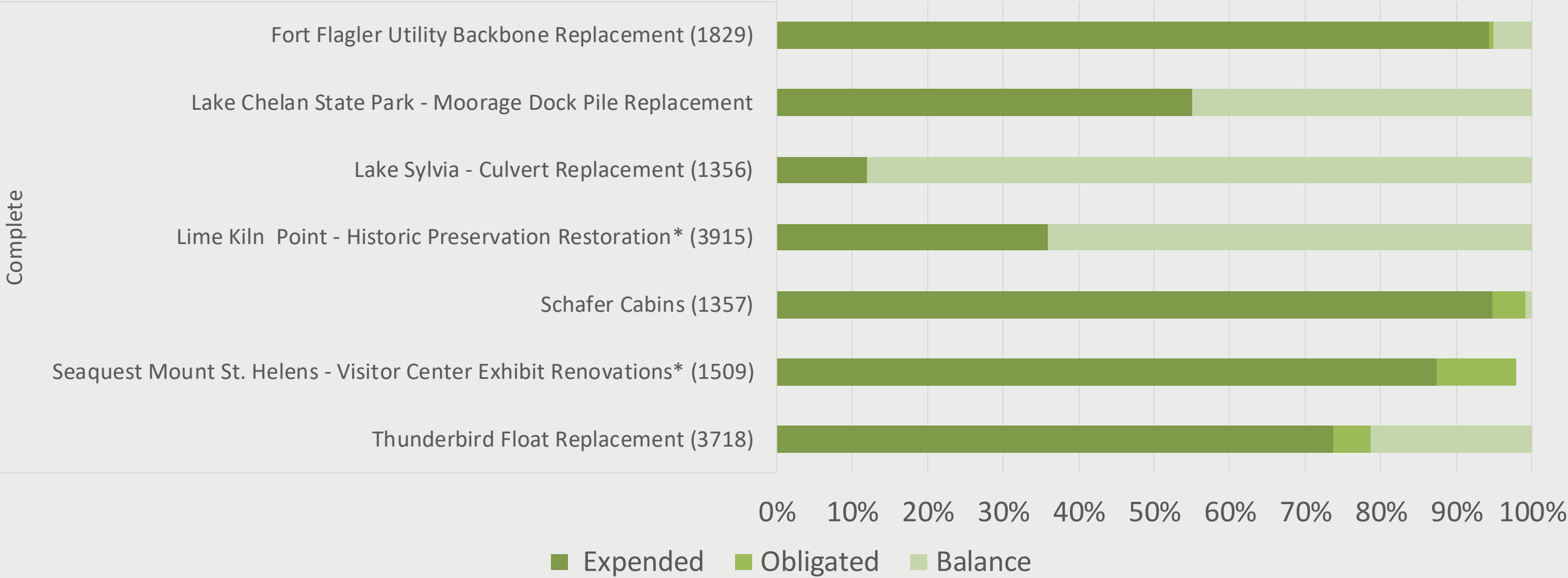
2023-25 FUNDED CAPITAL PROJECTS | CONSTRUCTION



Current Biennial Funding:

- 17 Projects in construction
- Most are getting started or in early stages of construction
- 2 projects are near completion.

2023-25 FUNDED CAPITAL PROJECTS | COMPLETE



Current Biennial Funding:

- 7 projects completed
- Remaining balance may change due to contractor invoicing and payment timing

ALL CAPITAL PROJECTS | OVERVIEW

Park and Project Title	Biennium	EAI Phase Funded	Status	Budget	Expended	Obligated	Balance
Anderson Lake - New Day Use Facilities and Trail Development	2021-23	Design	Design - 90%	\$145,880	\$99,109	\$8,143	\$38,629
Birch Bay - Replace Failing Bridge (3501)	2019-21	Design	Design - 60%	\$184,942	\$59,727	\$121,237	\$3,978
Birch Bay Replace Failing Bridge (3501)	2021-23	Construction	Design - 30%	\$585,371	\$28,180	\$0	\$557,191
Bridgeport - Replace Dump Station (6004)	2021-23	MW - All	Design - 100%	\$686,631	\$58,884	\$0	\$627,747
C11 - Deferred Maintenance (97**)	2021-23	Mixed	Construction- 90%	\$1,060,155	\$883,688	\$14,500	\$161,967
Cama Beach - Boathouse Stabilization* (4107)	2023-25	MW - All	Cancelled	\$468,800	\$59	\$0	\$468,741
Cape D - Replace Failing Culverts Access Road (1125)	2021-23	Design	Construction Started	\$50,502	\$50,412	\$0	\$90
Cape D - Welcome CTR & Entrance Improvements (1124)	2021-23	Design	Bid	\$57,593	\$57,593	\$0	\$1
Cape Disappointment - NHL Area Buildings and Grounds (1123)	2019-21	Construction	Complete	\$2,134	\$2,134	\$0	\$0
Cape Disappointment - Replace Failing Culverts on Campground Access Road (1125)	2023-25	Construction	Construction Started	\$3,108,000	\$620,206	\$2,035,425	\$452,369
Cape Disappointment - Welcome Center and Entrance Improvements (1124)	2023-25	Construction	Permitting	\$4,782,000	\$75,064	\$56,401	\$4,650,535
Centennial Trail-Paving Repair & Overlay (6203)	2021-23	Design-Const	Complete	\$681,338	\$309,523	\$35,908	\$335,908
Crab Creek Trestle Replacement (6615)	2021-23	Construction	Complete	\$2,773,693	\$2,736,841	\$3,687	\$33,165
D09/D11 - 0279 - Statewide Fish Barrier Removal	2023-25	Design	Design - 30%	\$1,375,000	\$537,970	\$728,494	\$108,536
Deception Pass Bowman Bay Pier Replacement (3716)	2021-23	Design-Const	Design - 90%	\$1,070,946	\$92,513	\$6,162	\$972,271
Electrical, Water & Sewer Infra Preservation (0274)	2021-23	Mixed	Construction Started	\$708,264	\$109,930	\$598,334	\$0
Enhancement of Puget Sound Pump Out Facilities	2023-25	Design-Const	Construction Started	\$1,000,000	\$472,924	\$85,517	\$441,559
ER - Code/Regulatory Compliance 2023-25 (0600)	2023-25	MW - All	Construction - 60%	\$750,000	\$285,491	\$267,664	\$196,845

ALL CAPITAL PROJECTS | OVERVIEW

Park and Project Title	Biennium	EAI Phase Funded	Status	Budget	Expended	Obligated	Balance
Fields Spring - Replace Failed Sewage System & Non-ADA Compliant Comfort Stat.	2017-19	Design-Const	Complete	\$97,484	\$83,471	\$0	\$14,013
Fort Ebey - Replace Campground Restroom	2023-25	Design	Design - 60%	\$270,000	\$177,600	\$84,743	\$7,657
Fort Flagler - Campground Road Relocation	2021-23	Design-Const	Complete	\$582,970	\$319,301	\$0	\$263,669
Fort Flagler - Historic Theater Restoration	2021-23	Design	Construction - 60%	\$63,980	\$56,517	\$4,236	\$3,227
Fort Flagler - Welcome Center Replacement	2021-23	Design-Const	Construction Started	\$1,312,360	\$396,486	\$807,340	\$108,534
Fort Flagler Historic Theater Restoration	2024	Construction	Construction - 30%	\$1,367,000	\$590,430	\$463,211	\$313,360
Fort Flagler Utility Backbone Replacement (1829)	2023-25	MW - All	Complete	\$700,000	\$660,464	\$3,955	\$35,581
Fort Worden Energy Efficiency Update	2023-25	Design	Design Started	\$1,000,000	\$98,300	\$0	\$901,700
Fort Worden PDA - Fire Alarm System Modifications and Upgrades (1827)	2023-25	Design-Const	Design Started	\$2,777,000	\$349,499	\$277,524	\$2,149,976
Ginkgo Interpretive Center Roof and HVAC Replacement (6623)	2023-25	MW - All	Design - 30%	\$633,000	\$98,593	\$53,297	\$481,109
Ike Kinswa - Main Loop Utility Improvements (1507)	2021-23	Design-Const	Complete	\$1,594,479	\$1,593,651	\$0	\$828
Illahee Welcome Station & Entrance Road (1701)	2021-23	MW - All	Construction - 30%	\$768,941	\$249,055	\$360,677	\$159,209
Klickitat Trail Segment Renovation (6824)	2023-25	MW - All	Design - 100%	\$1,500,000	\$14,807	\$147,980	\$1,337,214
Kopachuck - Day Use Development	2017-19	Design-Const	Construction - 60%	\$6,876,150	\$6,060,826	\$696,170	\$119,154
Kopachuck - Day Use Development (1811)	2019-21	Design-Const	Design - 90%	\$2,975,704	\$2,566,338	\$309,981	\$99,385
Lake Chelan - Moorage Dock Pile Replacement	2017-19	Construction	Complete	\$12,292	\$11,291	\$1,001	\$0
Lake Chelan State Park - Moorage Dock Pile Replacement	2023-25	Construction	Complete	\$523,000	\$287,862	\$0	\$235,138
Lake Easton - Bridge Renovation* (6618)	2023-25	MW - All	Design Started	\$875,000	\$133,212	\$119,195	\$622,593
Lake Samm Dock Design & Permitting	2024	Design	Design Started	\$250,000	\$0	\$0	\$250,000
Lake Sammamish - Sunset Beach Picnic Area	2017-19	Construction	Complete	\$1,734,110	\$1,734,110	\$0	\$0

ALL CAPITAL PROJECTS | OVERVIEW

Park and Project Title	Biennium	EAI Phase Funded	Status	Budget	Expended	Obligated	Balance
Lake Sylvia - Culvert Replacement (1356)	2023-25	Construction	Complete	\$2,879,000	\$347,344	\$0	\$2,531,656
Lake Wenatchee - Pedestrian Bridge (6303)	2021-23	Design	Design Started	\$564,000	\$109,995	\$152,375	\$301,630
Larrabee - Water System Replacement (3803)	2021-23	Design	Design - 90%	\$291,679	\$157,737	\$28,191	\$105,752
Larrabee - Water System Replacement (3803)	2023-25	Construction	Design - 60%	\$2,880,000	\$0	\$0	\$2,880,000
Lewis and Clark Trail - Comfort Station Renovate-Improve Drainage (6530)	2019-21	MW - All	Complete	\$364,683	\$290,757	\$0	\$73,926
Lime Kiln Point - Historic Preservation Restoration* (3915)	2023-25	MW - All	Complete	\$255,000	\$91,580	\$0	\$163,420
Lyons Ferry - Boat Launch Cxt Septic Renovation (6533)	2021-23	MW - All	Design - 30%	\$441,296	\$17,997	\$7,434	\$415,865
Lyons Ferry - Campground Reestablishment (6501)	2019-21	Design	Design - 30%	\$257,657	\$2,600	\$0	\$255,057
Lyons Ferry Campground (6501)	2021-23	Design-Const	Design - 30%	\$3,000,000	\$0	\$0	\$3,000,000
Maryhill - Parkwide Septic System Overhaul (6823)	2021-23	Design-Const	Design - 30%	\$458,601	\$61,421	\$10,673	\$386,506
Millersylvania - Replace Original 1940's Water System (4317)	2023-25	Design	Design - 30%	\$571,000	\$250,415	\$0	\$320,585
Mount Spokane - Maintenance Facility	2025	Design	Design - 100%	\$339,000	\$0	\$0	\$339,000
Mount Spokane - Maintenance Facility Relocation from Harms Way	2017-19	Construction	Complete	\$1,900,724	\$1,897,700	\$84,490	(\$81,465)
Mount Spokane Maintenance Facility Relocation from Harms Way (7012)	2021-23	Construction	Complete	\$4,332,381	\$4,222,165	\$0	\$110,216
Nisqually - Day Use Improvements	2023-25	Design	Design Started	\$2,468,000	\$538,882	\$1,376,736	\$552,382
Nisqually - New Full Service Park - Ph 2	2019-21	Design-Const	Construction - 60%	\$9,090,880	\$6,395,867	\$2,555,837	\$139,176
Nisqually - New Full Service Park - Ph 3	2023-25	Design-Const	Construction Started	\$25,327,000	\$1,847,684	\$2,452,318	\$21,026,998
Nisqually Trail Slide Repair (1223)	2023-25	MW - All	Construction Started	\$88,323	\$80,158	\$0	\$8,165

ALL CAPITAL PROJECTS | OVERVIEW

Park and Project Title	Biennium	EAI Phase Funded	Status	Budget	Expended	Obligated	Balance
NW Region HQ Building Expansion & Remodel (35NW)	2021-23	MW - All	Construction - 60%	\$757,656	\$299,119	\$395,577	\$62,960
NW Region Wide - Culvert Replacements (4409)	2023-25	Mixed	Bid	\$490,000	\$174,562	\$138,817	\$176,621
NW Regionwide Trails (0277)	2021-23	MW - All	Construction- 90%	\$112,740	\$72,444	\$218	\$40,078
NWR - Code/Regulatory Compliance 2023-25 (0500)	2023-25	MW - All	Construction - 60%	\$750,000	\$519,748	\$23,300	\$206,952
NWR - Trail Improvements* (4408)	2023-25	MW - All	Construction - 60%	\$698,000	\$165,142	\$320,113	\$212,745
Palouse Falls - Day Use Area Renovation	2017-19	Design	Design Started	\$206,290	\$2,418	\$0	\$203,872
Palouse Falls - Day Use Area Renovation (6527)	2019-21	Design-Const	Design Started	\$21,365	\$0	\$0	\$21,365
Palouse Falls Day Use Area Renovation (6527)	2021-23	Design-Const	Design Started	\$1,805,680	\$15,532	\$0	\$1,790,148
Palouse to Cascades Trail - Crab Creek Trestle East Replacement	2021-23	Construct-East	Complete	\$1,828,890	\$1,828,890	\$0	\$0
Palouse to Cascades Trail - Kittitas Depot Historic Preservation (6619)	2023-25	Design-Const	Construction Started	\$2,497,000	\$411,168	\$1,085,352	\$1,000,480
Palouse to Cascades Trail - Trail Structure Repairs	2023-25	Design-Const	Design Started	\$1,261,000	\$104,100	\$178,207	\$978,693
Palouse to Casc-Repair Tunnel, Trestle, Culverts (6403)	2021-23	Design	Design - 30%	\$469,000	\$140,505	\$134,353	\$194,142
Pearrygin Lake - West Campground Development (6402)	2021-23	Design	Design - 30%	\$676,387	\$163,574	\$2,614	\$510,199
Pearrygin Lk-Pearrygin Creek Channel Stabilization (6404)	2021-23	MW - All	Design - 90%	\$674,527	\$132,373	\$14,120	\$528,034
Potholes - Replace Lift Station (6701)	2021-23	MW - All	Construction Started	\$814,535	\$93,518	\$32,330	\$688,687
Riverside Beard House Utilities Replacement (6204)	2021-23	MW - All	Planned	\$364,000	\$0	\$0	\$364,000
Saint Edward - Maintenance Facility	2021-23	Design-Const	Design - 30%	\$2,412,520	\$167,688	\$298,382	\$1,946,450
Saltwater - Green Vision Project (shoreline restoration)	2023-25	Design	Cancelled	\$450,000	\$0	\$0	\$450,000

ALL CAPITAL PROJECTS | OVERVIEW

Park and Project Title	Biennium	EAI Phase Funded	Status	Budget	Expended	Obligated	Balance
Schafer - Relocate Campground	2019-21	Construction	Complete	\$537,310	\$148,854	\$292,753	\$95,702
Schafer - Welcome Center (1355)	2021-23	MW - All	Complete	\$127,749	\$66,231	\$52,256	\$9,262
Schafer Cabins (1357)	2023-25	MW - All	Complete	\$364,000	\$345,209	\$15,900	\$2,891
Seaquest - Mount St. Helens Visitor Center Interpretive Displays-Theater (1506)	2019-21	MW - All	Complete	\$19,097	\$19,097	\$0	\$0
Seaquest Mount St. Helens - Visitor Center Exhibit Renovations* (1509)	2023-25	MW - All	Complete	\$1,298,200	\$1,184,518	\$141,861	(\$28,180)
Sequim Bay - Park Entrance Improvements* (1903)	2023-25	MW - All	Design - 60%	\$729,000	\$87,716	\$0	\$641,284
Statewide - New Park (Miller Pen) Predesign	2017-19	Predesign	Predesign	\$72,810	\$25,926	\$45,909	\$975
Statewide - Depression-Era Structure Restoration - 2023-25 (0284)	2023-25	MW - All	Construction Started	\$500,000	\$193,103	\$3,414	\$303,483
Statewide - Electric Vehicle Charging Stations	2019-21	Design-Const	Construction- 90%	\$137,870	\$86,757	\$0	\$51,113
Statewide - Forest Health Enhancement - Wildfire Risk Reduction - 2023-25 (0267)	2023-25	MW - All	Construction- 90%	\$500,000	\$479,949	\$11,576	\$8,475
Statewide - Historic Window Rehabilitation (0283)	2023-25	MW - All	Construction - 60%	\$250,000	\$113,818	\$106,494	\$29,688
Statewide - Marine Facilities Rehabilitation 2023-25 (0282)	2023-25	MW - All	Construction - 60%	\$1,117,000	\$678,578	\$290,741	\$147,681
Statewide ADA Compliance 2021-23 (0271)	2021-23	Mixed	Construction Started	\$2,447,185	\$1,034,820	\$1,310,157	\$102,208
Statewide Deferred Maintenance (97**)	2023-25	MW - All	Construction - 60%	\$5,570,000	\$3,756,137	\$292,816	\$1,521,047
Statewide Dep Era Structure Restoration (0269)	2021-23	MW - All	Complete	\$154,208	\$154,208	\$0	\$0
Statewide Park Paving Projects 2021-23 (0275)	2021-23	Mixed	Construction Started	\$1,363,037	\$21,740	\$0	\$1,341,297
Statewide Parks Paving 2023-25 (0286)	2023-25	MW - All	Construction- 90%	\$1,000,000	\$504,710	\$136,142	\$359,148
Statewide-Code/Regulatory Compliance 2021-23 (0272)	2021-23	Mixed	Construction Started	\$278,425	\$185,085	\$86,269	\$7,071
Statewide-Marine Facilities Rehabilitation 2021-23 (0273)	2021-23	Mixed	Construction Started	\$743,420	\$498,467	\$156,117	\$88,836

ALL CAPITAL PROJECTS | OVERVIEW

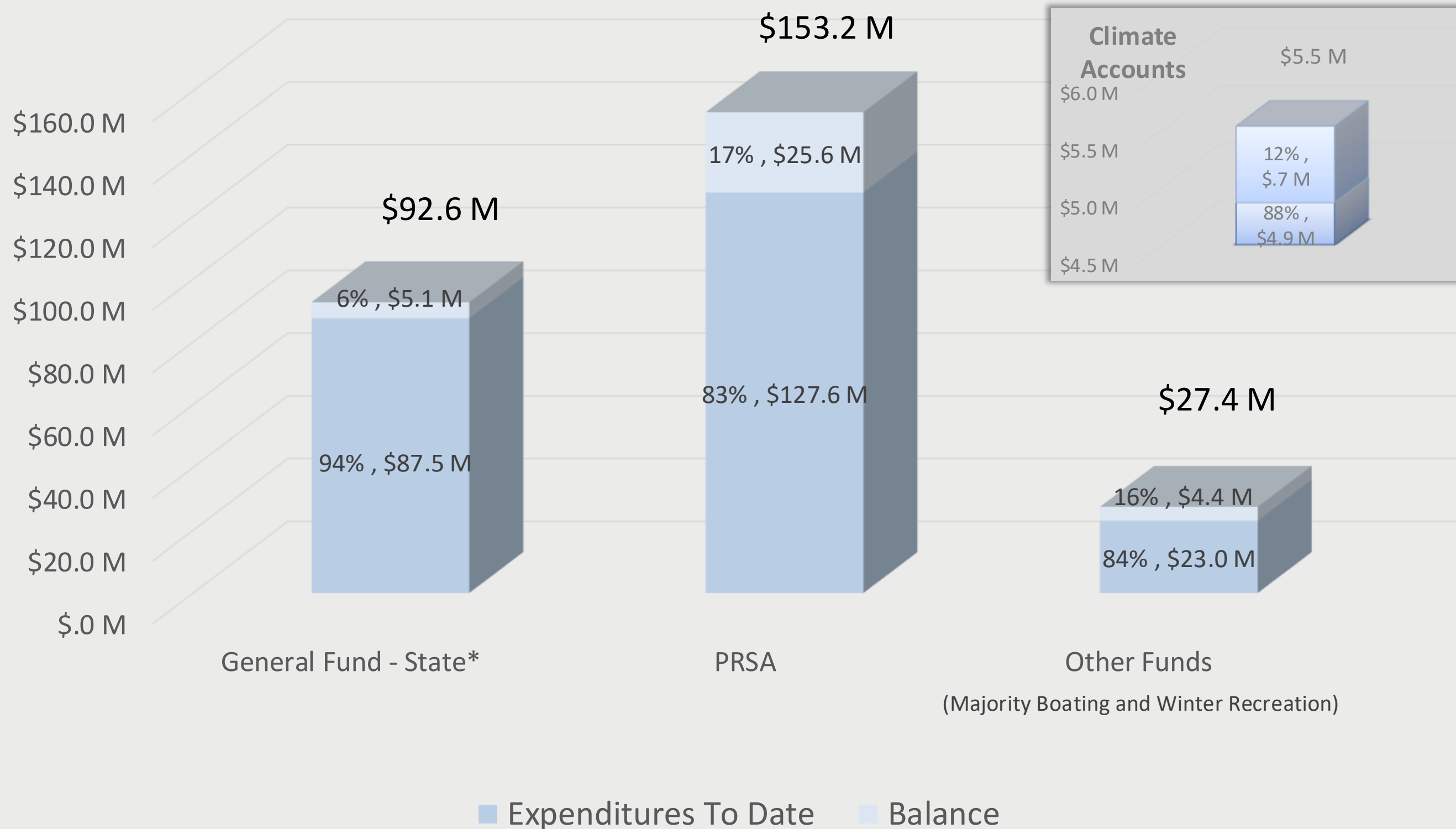
Park and Project Title	Biennium	EAI Phase Funded	Status	Budget	Expended	Obligated	Balance
Steptoe Butte - Road Improvements (6528)	2019-21	Construction	Construction Started	\$2,868,945	\$189,148	\$127,763	\$2,552,033
Sun Lakes Dry Falls - Campground Renovation	2015-17	Predesign-Design	Design Started	\$282,220	\$40,167	\$2,665	\$239,388
Sun Lakes Dry Falls - Campground Renovation (7701)	2019-21	Design	Design Started	\$200,000	\$0	\$0	\$200,000
Sun Lakes Dry Falls - Lift Station Replacement (6702)	2021-23	Design	Construction Started	\$113,258	\$88,151	\$18,654	\$6,452
Sun Lakes Dry Falls - Replace Primary Lift Station (6702)	2023-25	Construction	Construction - 30%	\$1,356,000	\$137,159	\$596,659	\$622,182
Sun Lakes Dry Falls - Visitor's Center Renovation (7713)	2019-21	Design	Design - 60%	\$366,317	\$366,610	\$0	(\$293)
SWR - Code/Regulatory Compliance 2023-25 (0400)	2023-25	MW - All	Construction - 30%	\$597,677	\$211,053	\$236,164	\$150,461
Thunderbird Float Replacement (3718)	2023-25	MW - All	Complete	\$750,000	\$552,888	\$37,216	\$159,897
Twanoh - Shoreline Restoration (2023)	2021-23	Design-Const	Complete	\$292,532	\$234,331	\$8,930	\$49,272
Twenty-Five Mile Creek-Replace Moorage Floats (6005)	2021-23	Design	Design - 60%	\$320,315	\$102,039	\$65,540	\$152,736
Twin Harbors - Lift Station Replacement* (1411)	2023-25	MW - All	Design - 90%	\$988,000	\$156,766	\$6,550	\$824,684
Wallace Falls - Parking Expansion (4003)	2021-23	Design	Design - 90%	\$41,193	\$15,518	\$7,918	\$17,756
Wallace Falls - Water System Replacement (4002)	2021-23	Design	Design - 90%	\$164,176	\$169,964	\$0	(\$5,788)
Wallace Falls - Water System Replacement (4002)	2023-25	Construction	Design - 90%	\$2,208,000	\$140,020	\$184,023	\$1,883,957
Wanapum - Picnic Shelter (6616)	2021-23	MW - All	Design - 30%	\$292,005	\$27,289	\$0	\$264,716
Wenatchee Confluence-Sewer Lift Stat Replacement (6102)	2021-23	MW - All	Complete	\$235,800	\$150,486	\$0	\$85,314
Willapa Hills Trail - Trail Improvements (1221)	2021-23	Scoping	Cancelled	\$0	\$0	\$0	\$0

#

Operating Budget



2023-25 Operating Budget - \$273.2 M



- 96% of the way through the biennium
- Spending reflects freeze savings; total spending for general operating funds is 87.5%.
- June (FM24) won't close until September.
- PRSA ending fund balance estimate revised from \$12M-\$14M to \$16M-\$18M.

*Includes Climate Account Funding

Note: Freezes effective December 2, 2024

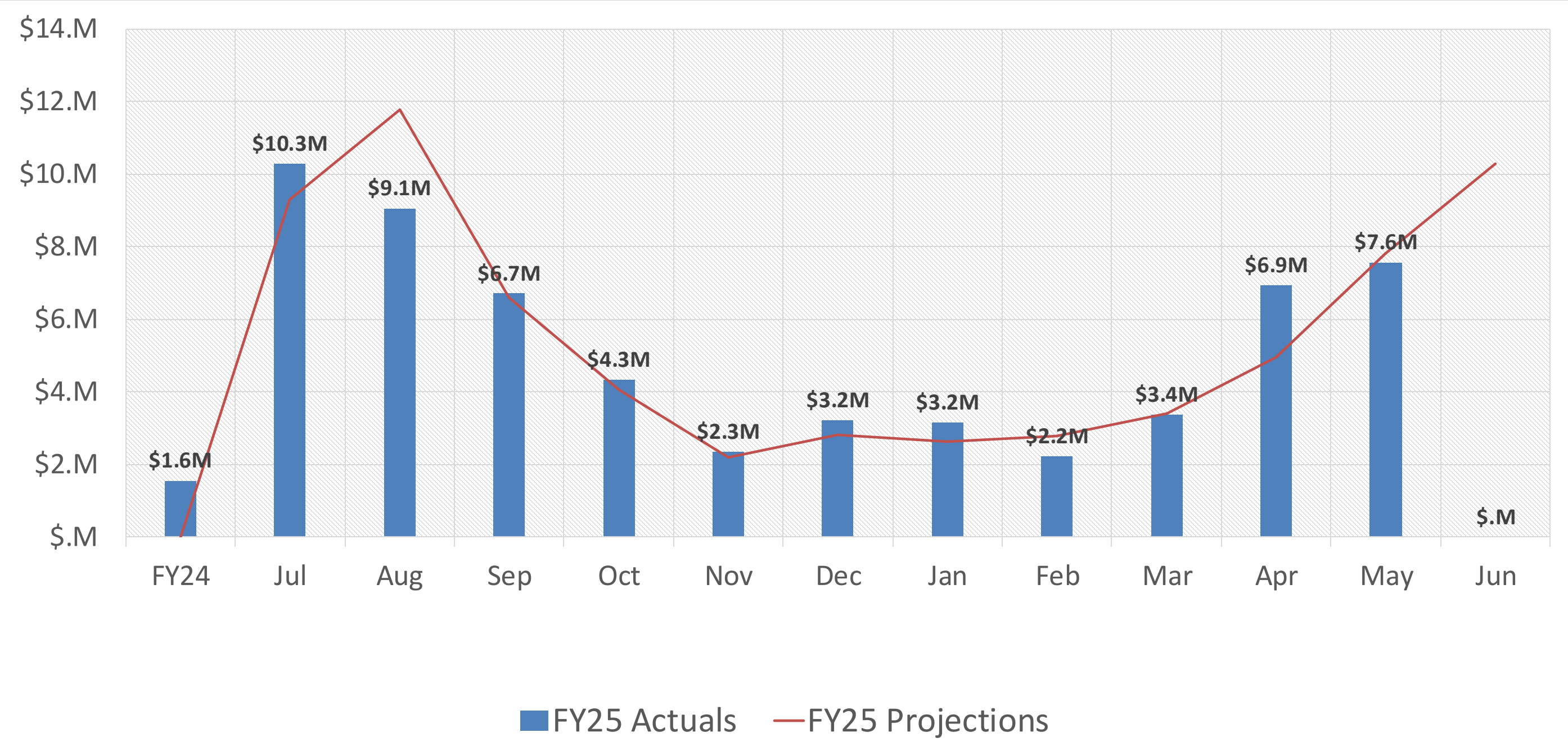


PRSA Revenue

(Parks Renewal and Stewardship Account)



FY25 Revenue Collected Compared to Projections



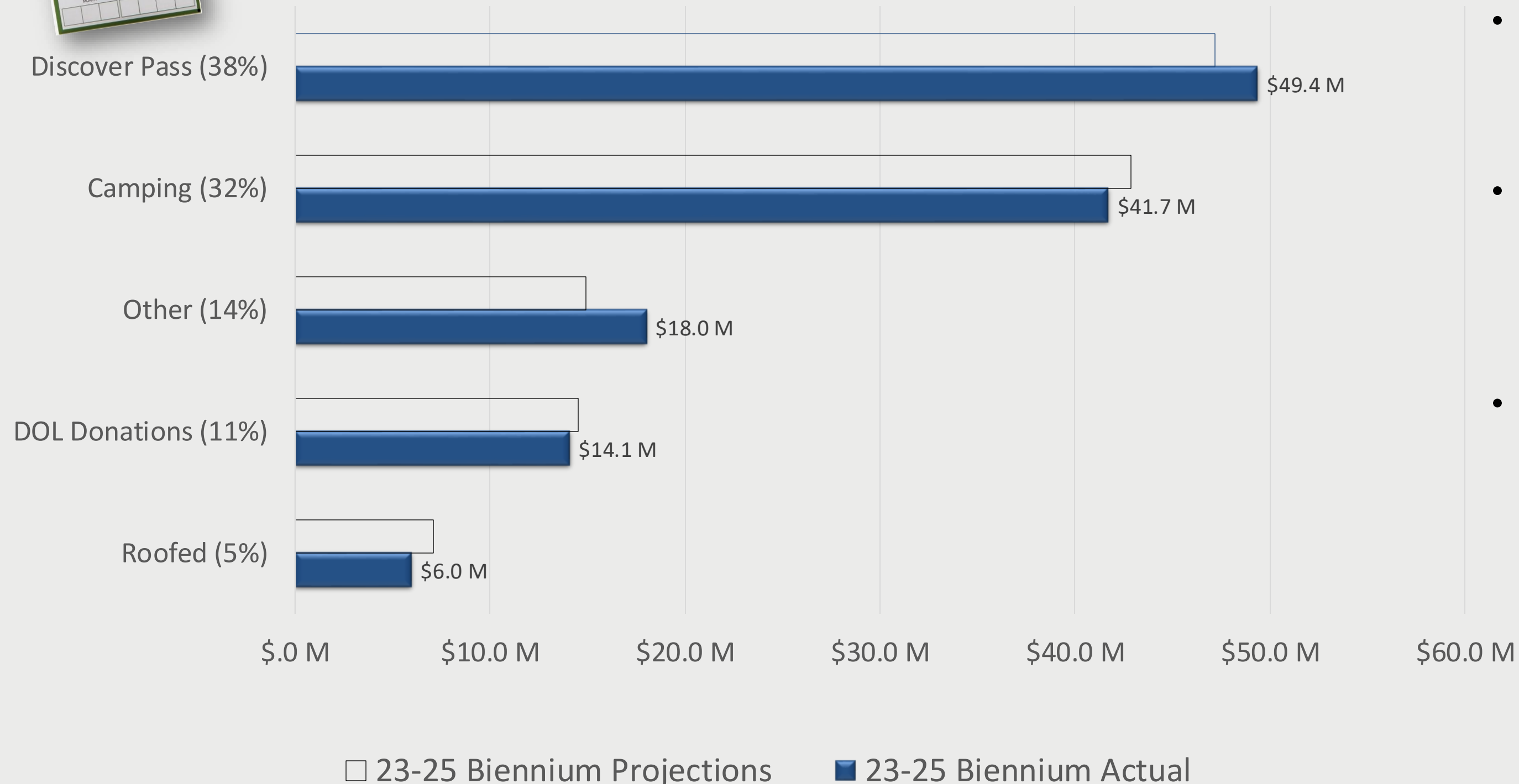
- April Revenue**
- \$2M collected over projections;
 - Actual revenue collected up 26% from 2024
- May Revenue**
- -\$228,900 collected under projections;
 - Actual revenue collected down -2% from 2024
- Bien To Date Revenue**
- \$2.5M over projections; a 2.0% variance from the \$126.6M projected
 - Actual revenue collected is down -0.1%.

Change from Projections														
	BTD	FY24	Jul	Aug	Sep	Oct	Nov	Dec	Jan	Feb	Mar	Apr	May	Jun
\$ Change	\$2.5M	\$1.6M	\$1.0M	-\$2.7M	\$0.1M	\$0.3M	\$0.1M	\$0.4M	\$0.5M	-\$0.5M	-\$0.0M	\$2.0M	-\$0.2M	
% Change	2%	2%	11%	-23%	2%	7%	7%	14%	20%	-20%	-0.6%	40%	-3%	



\$129.1 Million Collected in Revenue

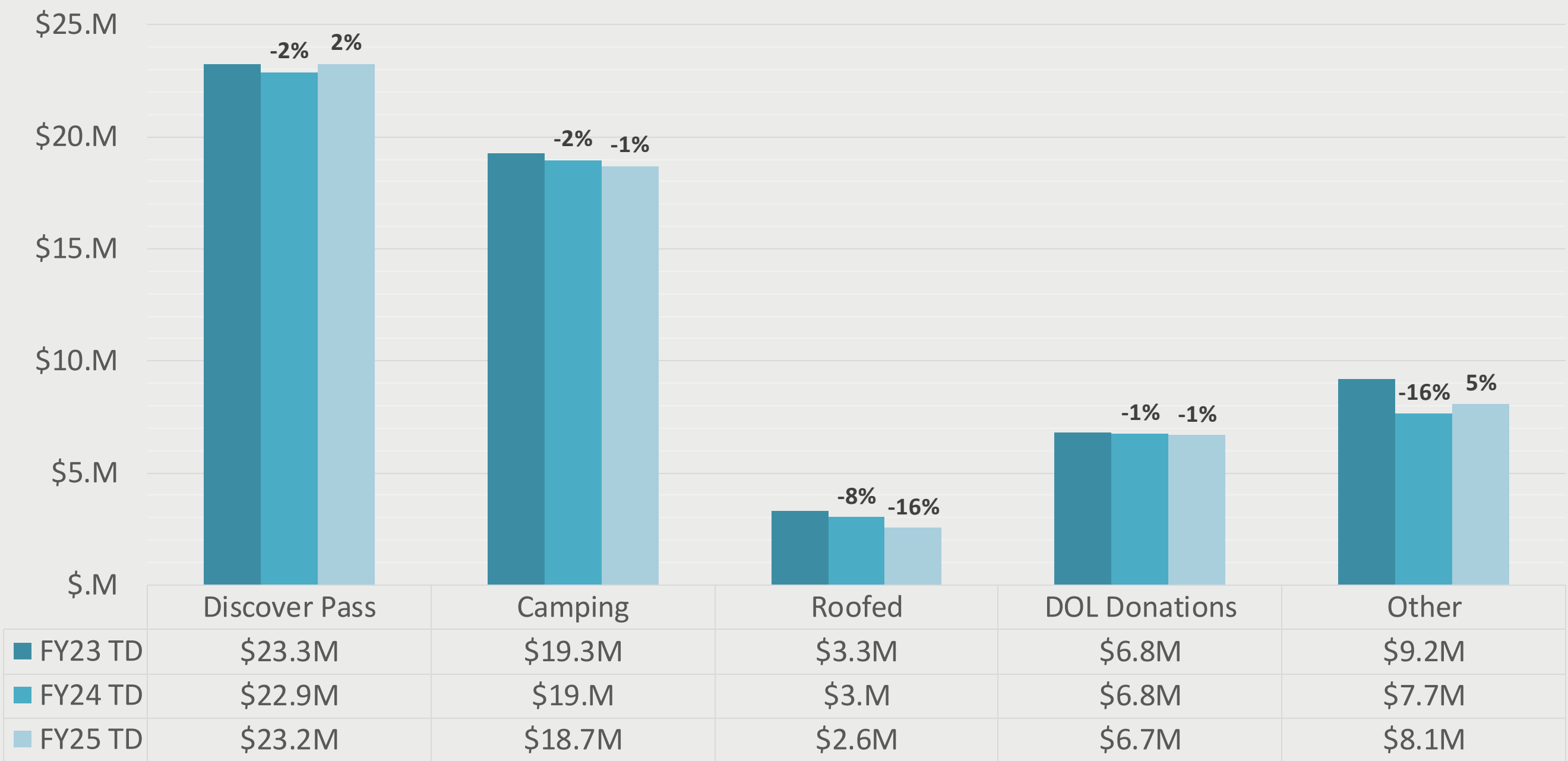
Categorized by Source



- Discover Pass and Camping generate 70% of revenue collected.
- Discover Pass revenue is 4.6% more than expected, while camping -2.7% under projections.
- Other revenue line items over projections:
 - ✓ Real Property Agreements
 - ✓ Retreat Centers
 - ✓ Concessions
 - ✓ Interpretive Talks
 - ✓ Day Use Shelters

Actual Revenue Collected Comparison

FYTD revenue



- July – May represented for each year.
- Roofed is down -15% in 2025 due to cabin closures. Factoring out the closed cabins, revenue would be down -1%.
- Total revenue is down -\$62.3K or 0.1% FY25 to date over FY24 to date.

Notes:
1. Percentage change is from previous fiscal year to date

What's Next

September

- Submit the 2026 Supplemental to the Office of Financial Management

December

- Governor's proposed supplemental budgets expected out around the middle of the month





Definition of terms that may be used in this presentation

Page 1/5

- **Appropriations.** Laws passed that provide agencies authority to spend specified amounts for specific time periods and purposes.
- **Reappropriations.** Specific to the capital budget, projects that cross biennia may have authority to spend the remaining balance shifted to the next biennium.
- **Budgets.** Funding provided through the legislative process.
 - **Capital Budget.** Funding received for the construction of facilities and other infrastructure in the park system, and for deferred maintenance projects. This is mostly revenue to [Fund 057](#) from bond proceeds.
 - **Operating Budget.** Funding received for the operation of the park system, and for preventive maintenance projects. This mostly comes from:
 - [General Fund](#) account. This account funds all financial resources for the state's operating budget except those required to be accounted for in another fund. Revenue comes from taxes, federal grants-in-aid, charges, miscellaneous revenue, licenses, permits, fees, and interest income and is to be used to support the operation of the state's services and programs.
 - Authority is given in [RCW 43.79.010](#).
 - [Parks Renewal and Stewardship Account \(PRSA\)](#). Earned revenue comes from Discover Pass, camping, roofed accommodations, and other miscellaneous income. Authority is given in [RCW 79A.05.215](#) and is to be used for operating state parks, developing and renovating park facilities, and other park purposes.



Definition of terms that may be used in this presentation

Page 2/5

- **Biennium/biennial cycle.** The legislative process provides funding on a 2-year basis.
 - **Supplemental budget.** Funding is requested on a 2-year cycle; however, opportunity is provided once each fiscal year to make technical adjustments and/or request additional funds.
- **Calendar Year (CY).** While the state operates on a fiscal year, revenue and visitation trends are reviewed on a calendar and fiscal year.
- **Calendar Year to Date (CYTD).** If the data for a calendar year is less than a full year, data is pulled as of the last month the financial reports were closed for. Comparisons of data will be for this same date range in the previous fiscal year.



Definition of terms that may be used in this presentation

Page 3/5

- **Fiscal Year (FY).** The state budget operates on a fiscal year, which is July 1 – June 30. Two fiscal years create the biennium.
- **Fiscal Year to Date (FYTD).** If the data for the fiscal year is less than a full year, data is pulled as of the last month the financial reports were closed for. Comparisons of data will be for this same date range in the previous fiscal year.
- **Fiscal Month (FM).** There are 24 months in the biennial cycle with each numbered consecutively.
- **Pandemic impacted data.** During FY20, day use was closed for one month and overnight stays were closed for over 2 months due to the Covid-19 pandemic. FY20 revenue and visitation appear much lower than other years due to the closure.



Definition of terms that may be used in this presentation

Page 4/5

- **Capital Project Terms**

- **Completed Project.** This identifies projects that have completed the purpose for the funding specified. This may mean that the project is fully complete, but more often reflects that a project is completed for the phase funded.
- **Deferred Project.** This most often describes a canceled project, or a project expected to be canceled but the funding is retained on the books through the biennium or utilized for another project with approval.
- **Design Phase.** This phase of a project is to develop the plans, schematics, and details regarding the project, and is used to request permitting and/or to post the bid.
- **On Hold project.** This identifies projects that are paused due to varying factors that could impact how the project proceeds; projects may either start again or, if determined they are no longer feasible, become deferred.



Definition of terms that may be used in this presentation

Page 4/5

- **Capital Project Terms**

- **Permitting.** Obtaining official permissions from local authorities before starting construction. This includes environmental, land use and building permits. Federal, State and Local permits, as well as archeology and cultural resources reviews and approvals.
- **Planned project.** These that have been funded and waiting for staff resources to be available to start the project.
- **Predesign Phase.** This specifically refers to projects that the legislature has funded for predesign because the project cost exceeds \$10 million. Predesign develops preliminary costs estimates and scope for the feasibility and timeline of the project that requires final approval for design funding to be released.



GET IN TOUCH

FOR QUESTIONS AND SUGGESTIONS

MAILING ADDRESS

P.O. Box 42650; Olympia, WA 98504

EMAIL ADDRESS

Laura.Holmes@parks.wa.gov

PHONE NUMBER

(360) 902-8621