



2023-25 Financial Update

PRESENTED BY LAURA HOLMES

May 21, 2025



WASHINGTON STATE PARKS

Overview

2023-25 Biennial Budget

- Capital Budget
- Operating Budget
- Revenue to Parks Renewal and Stewardship Account (PRSA)
- Visitation
- What's Next



#

2023-2025 Financial Update

As of March 2025 | FM21 | 88% through biennial cycle

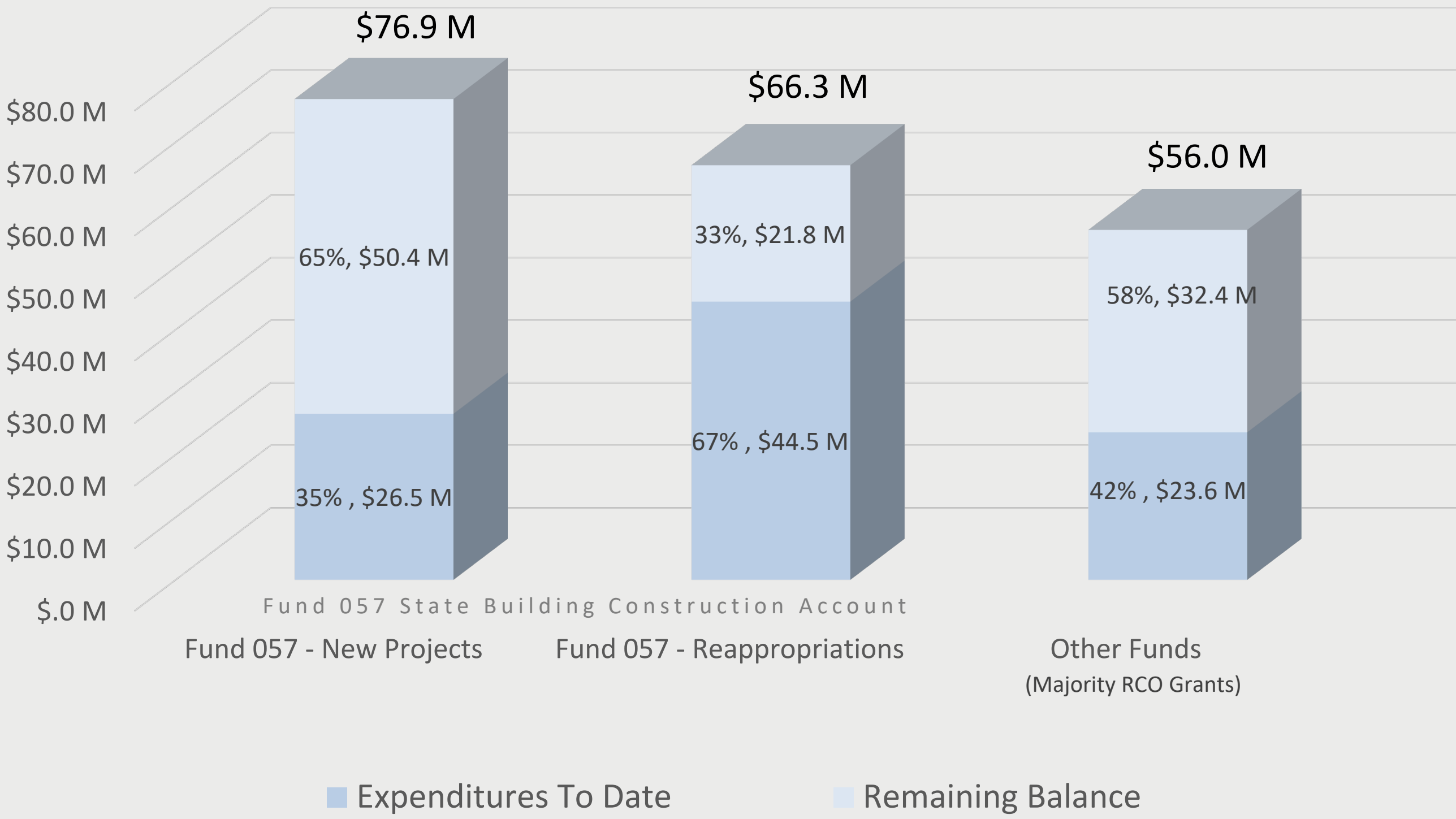


#

Capital Budget



2023-25 Capital Budget - \$199.2 M



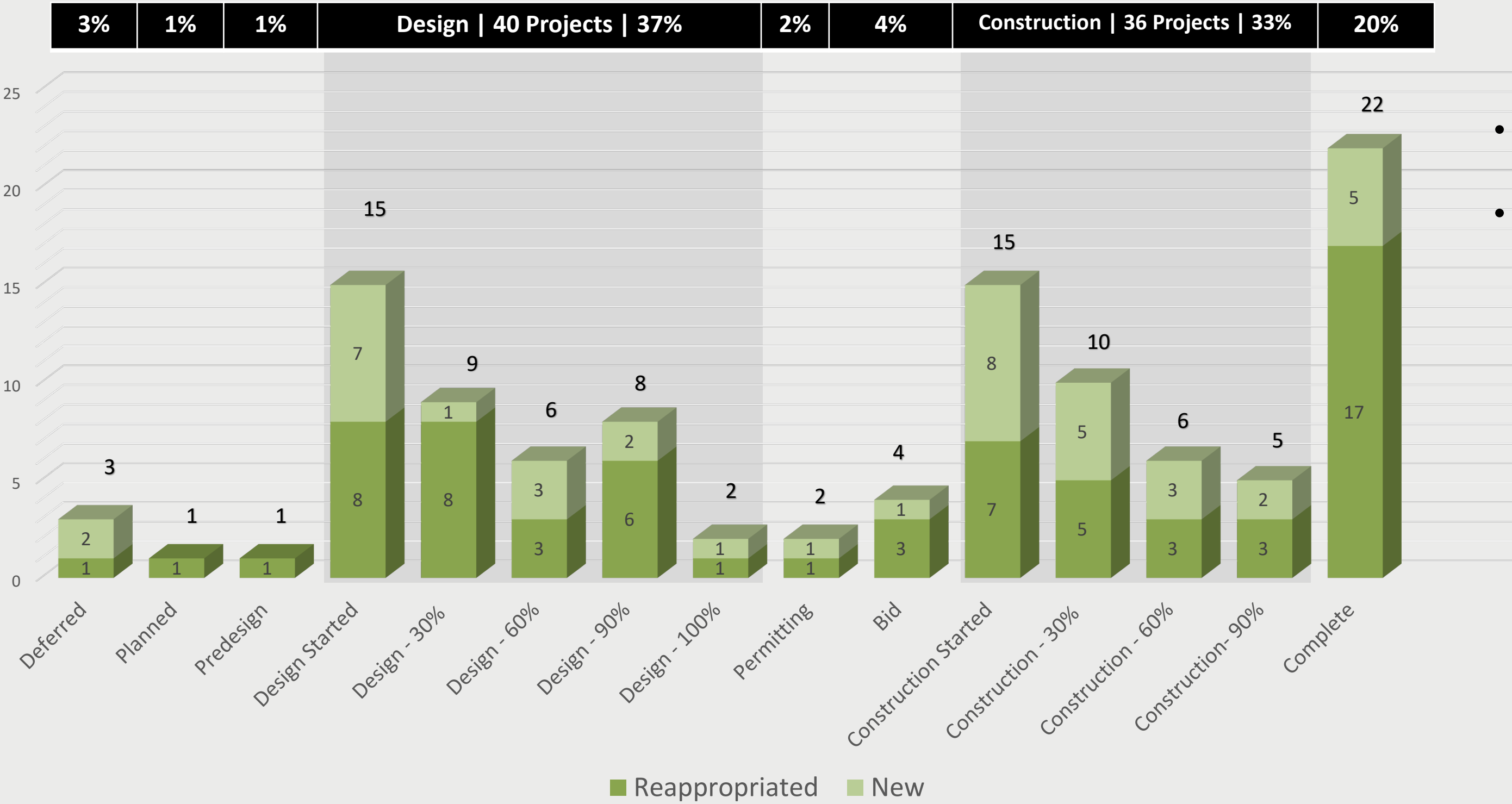
Fund 057 reflects \$143.2M

- Total of \$71.0M or 50% spent/obligated
- Continuing to evaluate projects for reappropriation amount.

Other Funds

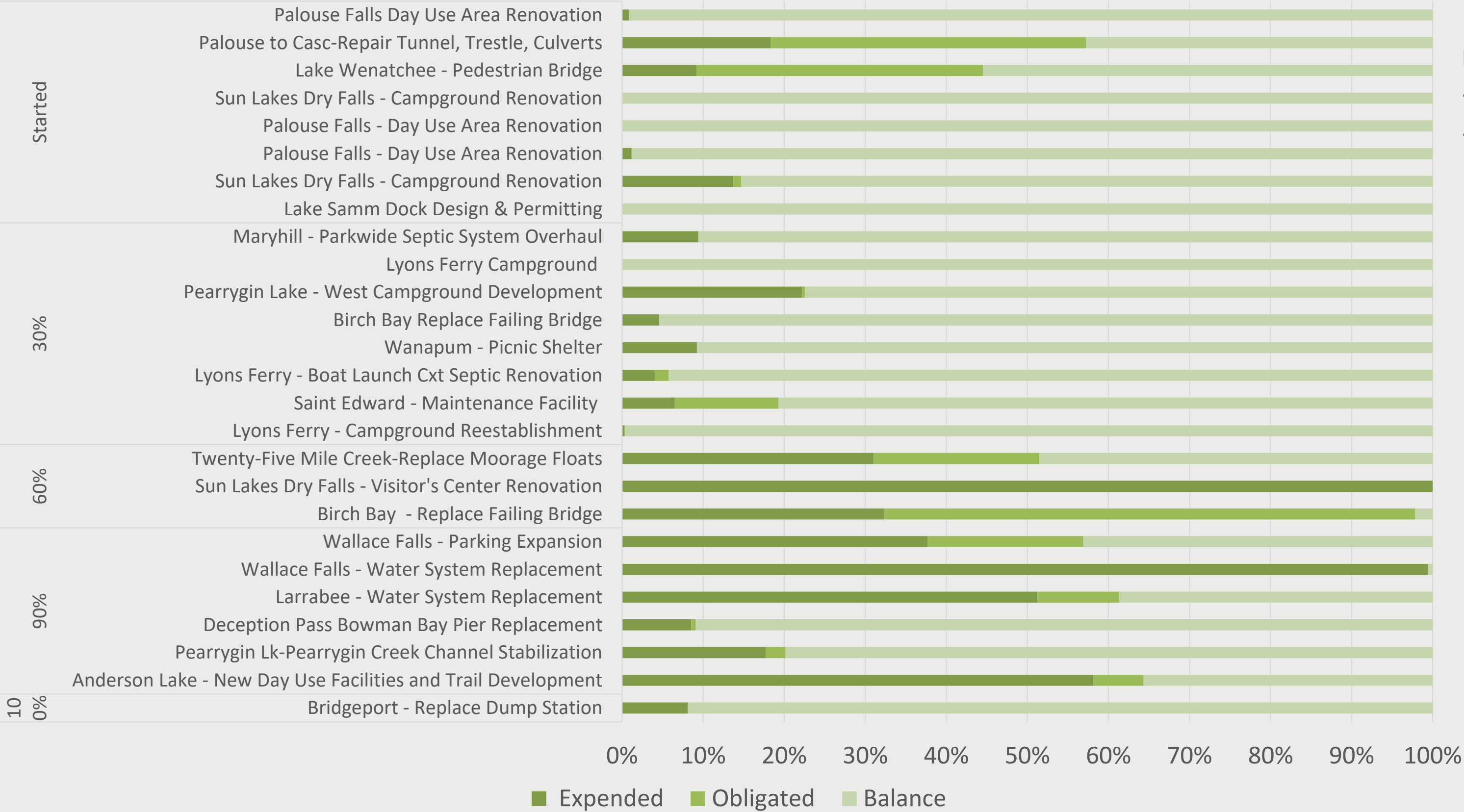
- Spending within expected range for RCO planned projects.

Overview of Capital Projects



- 109 Projects represented
- 53% of projects are either under construction or completed.

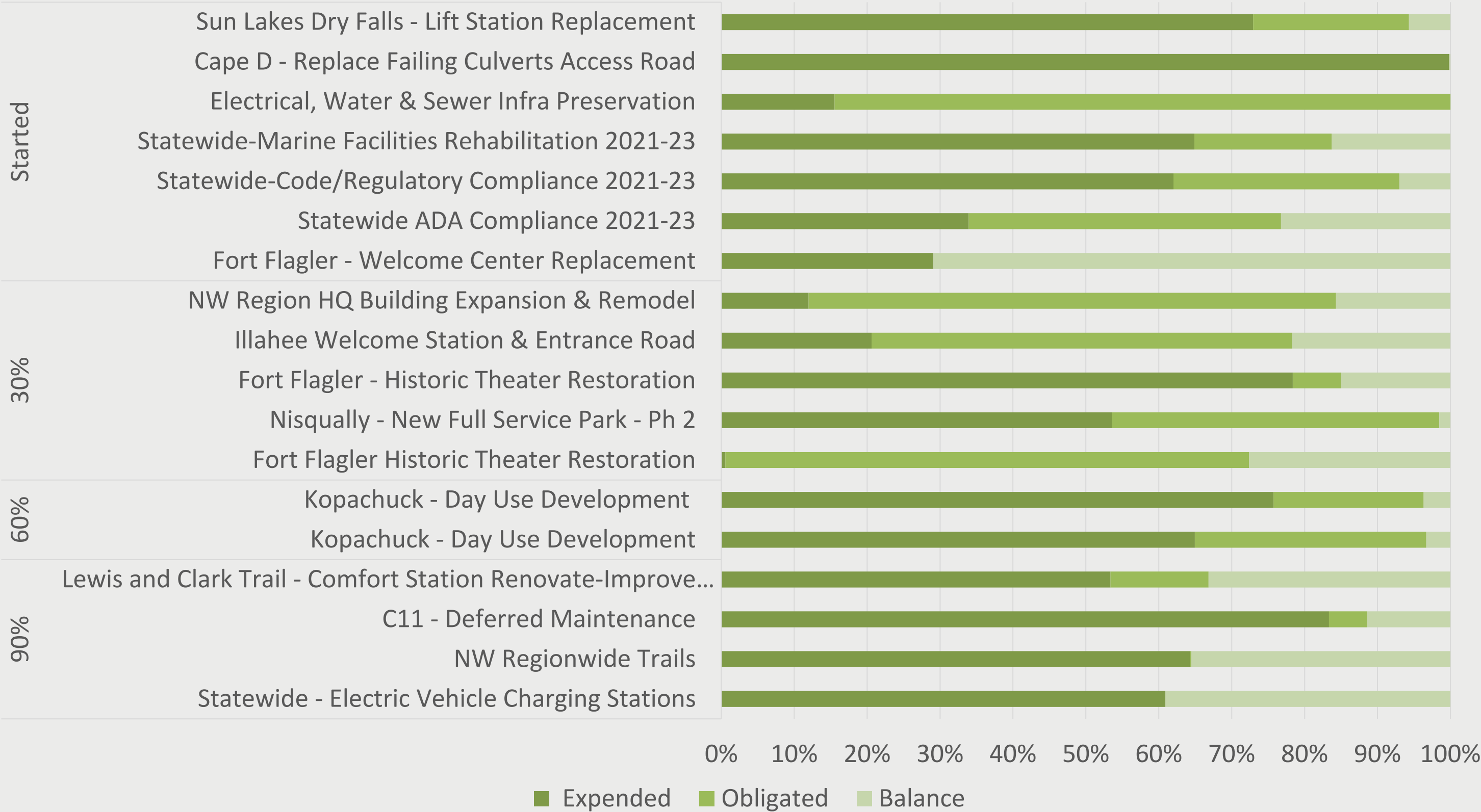
REAPPROPRIATED CAPITAL PROJECTS | DESIGN



Reappropriated Funding:

- 26 Projects in design stage
- 7 are near design completion and will move to the permitting and/or bid processes.

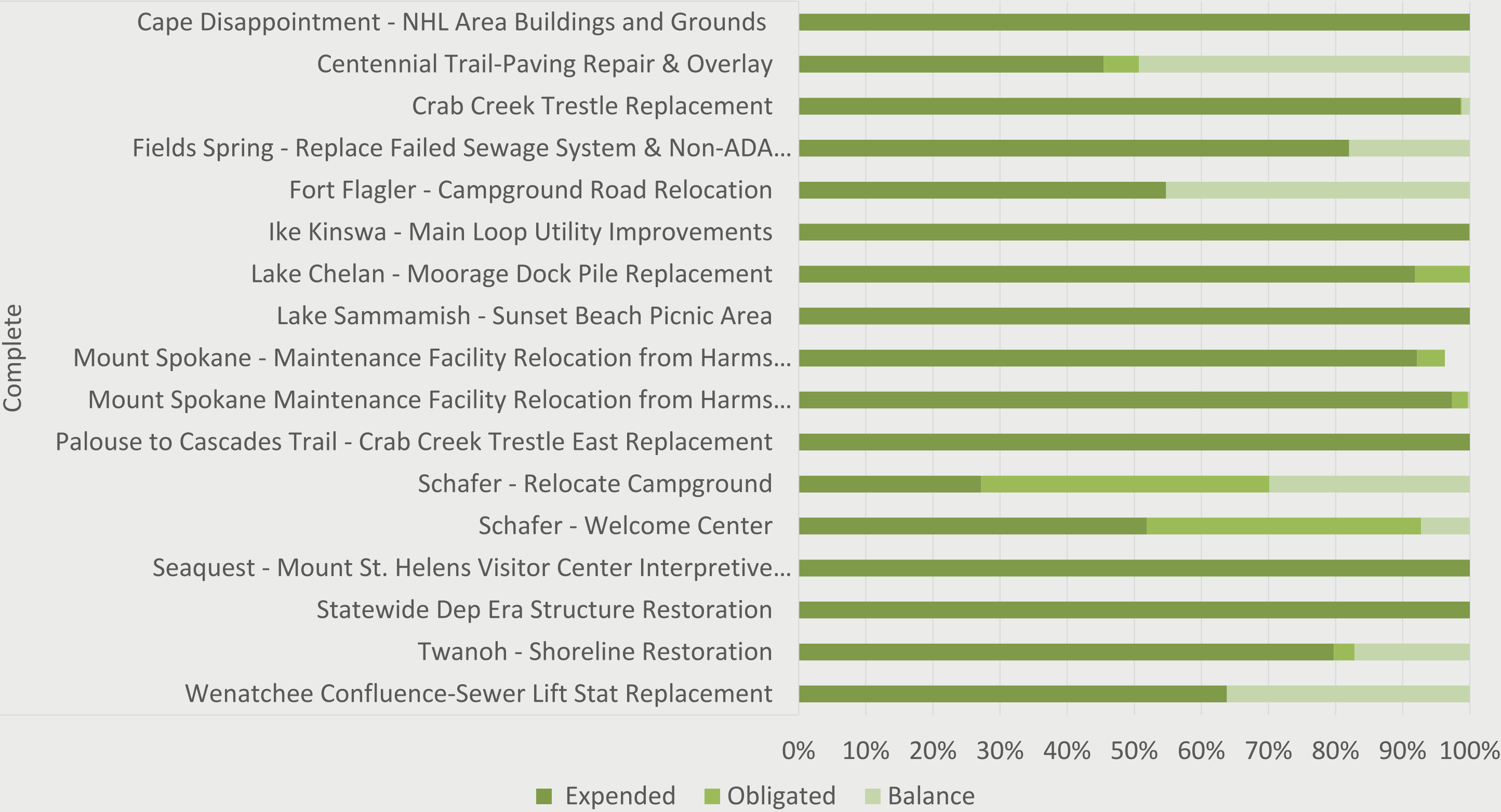
REAPPROPRIATED CAPITAL PROJECTS | CONSTRUCTION



Reappropriated Funding:

- 18 Projects in construction
- 4 are near completion.

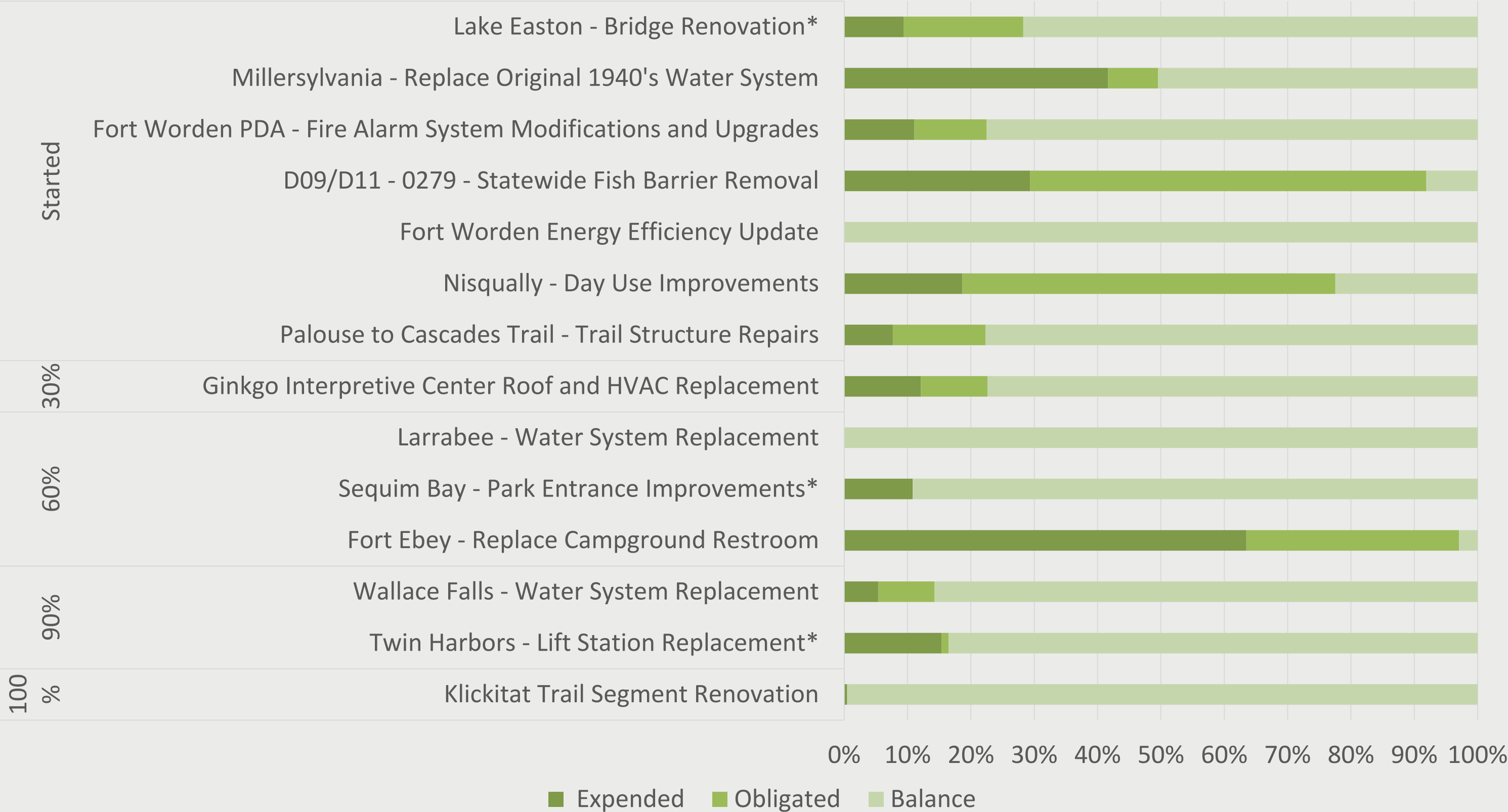
REAPPROPRIATED CAPITAL PROJECTS | COMPLETE



Reappropriated Funding:

- 17 Projects complete
- Remaining balance may change due to contractor invoicing and payment timing

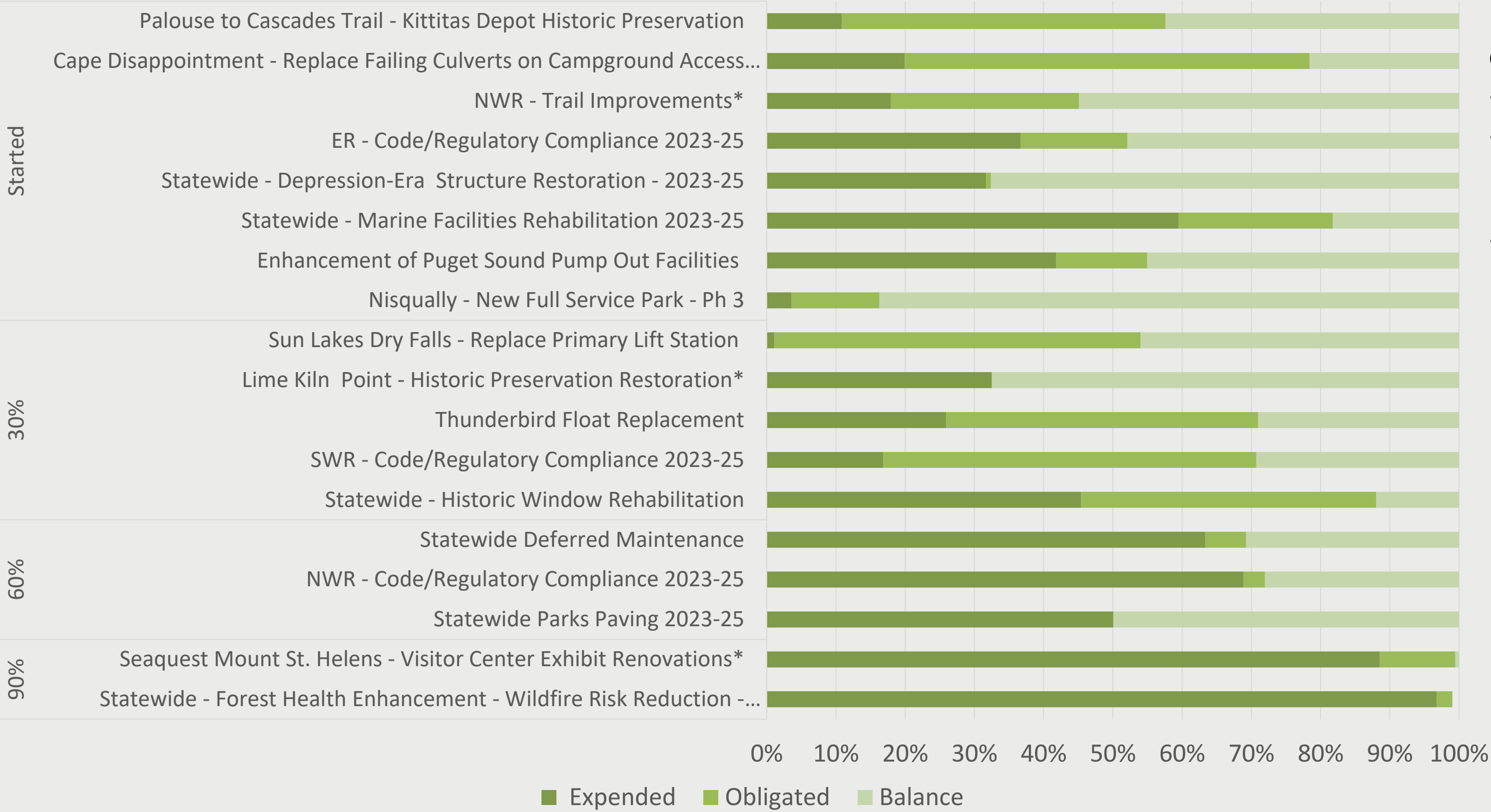
2023-25 FUNDED CAPITAL PROJECTS | DESIGN



Current Biennial Funding:

- 14 Projects in design stage
- Half are just getting started
- A few projects are near design completion and will move to the permitting and/or bid processes.

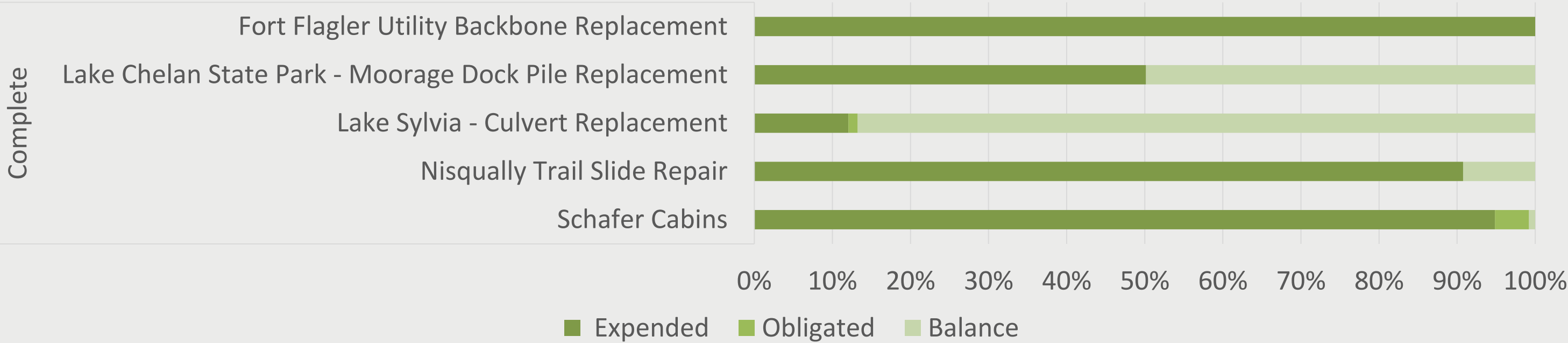
2023-25 FUNDED CAPITAL PROJECTS | CONSTRUCTION



Current Biennial Funding:

- 18 Projects in construction
- Most are getting started or in early stages of construction
- 2 projects are near completion.

2023-25 FUNDED CAPITAL PROJECTS | COMPLETE



Current Biennial Funding:

- 5 projects completed
- Remaining balance may change due to contractor invoicing and payment timing

ALL CAPITAL PROJECTS | OVERVIEW

Park and Project Title	Biennium	Phase Funded	Status	Budget	Expended	Obligated	Remaining Check
Anderson Lake - New Day Use Facilities and Trail Development	2021-23	Design	Design - 90%	\$145,880	\$84,840	\$9,009	\$52,032
Birch Bay - Replace Failing Bridge	2019-21	Design	Design - 60%	\$184,942	\$59,727	\$121,237	\$3,978
Birch Bay Replace Failing Bridge	2021-23	Construction	Design - 30%	\$585,371	\$26,949	\$0	\$558,422
Bridgeport - Replace Dump Station	2021-23	MW - All	Design - 100%	\$686,631	\$55,557	\$0	\$631,074
C11 - Deferred Maintenance	2021-23	Mixed	Construction- 90%	\$1,060,155	\$883,688	\$55,067	\$121,400
Cama Beach - Boathouse Stabilization*	2023-25	MW - All	Deferred	\$468,800	\$59	\$0	\$468,741
Cape D - Replace Failing Culverts Access Road	2021-23	Design	Construction Started	\$50,502	\$50,412	\$0	\$90
Cape D - Welcome CTR & Entrance Improvements	2021-23	Design	Permitting	\$57,593	\$57,593	\$0	\$1
Cape Disappointment - NHL Area Buildings and Grounds	2019-21	Construction	Complete	\$2,134	\$2,134	\$0	\$0
Cape Disappointment - Replace Failing Culverts on Campground Access Road	2023-25	Construction	Construction Started	\$3,108,000	\$619,356	\$1,817,651	\$670,993
Cape Disappointment - Welcome Center and Entrance Improvements	2023-25	Construction	Permitting	\$4,782,000	\$38,738	\$92,167	\$4,651,095
Centennial Trail-Paving Repair & Overlay	2021-23	Design-Const	Complete	\$681,338	\$309,523	\$35,908	\$335,908
Crab Creek Trestle Replacement	2021-23	Construction	Complete	\$2,773,693	\$2,735,461	\$3,687	\$34,545
D09/D11 - 0279 - Statewide Fish Barrier Removal	2023-25	Design	Design Started	\$1,375,000	\$403,565	\$860,122	\$111,313
Deception Pass Bowman Bay Pier Replacement	2021-23	Design-Const	Design - 90%	\$1,070,946	\$91,264	\$6,162	\$973,520
Electrical, Water & Sewer Infra Preservation	2021-23	Mixed	Construction Started	\$708,264	\$109,930	\$598,334	\$0
Enhancement of Puget Sound Pump Out Facilities	2023-25	Design-Const	Construction Started	\$1,000,000	\$418,213	\$131,250	\$450,537
ER - Code/Regulatory Compliance 2023-25	2023-25	MW - All	Construction Started	\$750,000	\$274,891	\$116,034	\$359,075

ALL CAPITAL PROJECTS | OVERVIEW

Park and Project Title	Biennium	Phase Funded	Status	Budget	Expended	Obligated	Remaining Check
Fields Spring - Replace Failed Sewage System & Non-ADA Compliant Comfort Stat.	2017-19	Design-Const	Complete	\$97,484	\$79,956	\$0	\$17,528
Fort Ebey - Replace Campground Restroom	2023-25	Design	Design - 60%	\$270,000	\$171,384	\$90,710	\$7,906
Fort Flagler - Campground Road Relocation	2021-23	Design-Const	Complete	\$582,970	\$319,145	\$0	\$263,825
Fort Flagler - Historic Theater Restoration	2021-23	Design	Construction - 30%	\$63,980	\$50,139	\$4,236	\$9,604
Fort Flagler - Welcome Center Replacement	2021-23	Design-Const	Construction Started	\$1,312,360	\$381,679	\$0	\$930,681
Fort Flagler Historic Theater Restoration	2024	Construction	Construction - 30%	\$1,367,000	\$7,470	\$981,900	\$377,630
Fort Flagler Utility Backbone Replacement	2023-25	MW - All	Complete	\$700,000	\$660,458	\$3,955	\$35,588
Fort Worden Energy Efficiency Update	2023-25	Design	Design Started	\$1,000,000	\$0	\$0	\$1,000,000
Fort Worden PDA - Fire Alarm System Modifications and Upgrades	2023-25	Design-Const	Design Started	\$2,777,000	\$306,589	\$318,114	\$2,152,297
Ginkgo Interpretive Center Roof and HVAC Replacement	2023-25	MW - All	Design - 30%	\$633,000	\$76,726	\$66,433	\$489,841
Ike Kinswa - Main Loop Utility Improvements	2021-23	Design-Const	Complete	\$1,594,479	\$1,593,481	\$0	\$998
Illahee Welcome Station & Entrance Road	2021-23	MW - All	Construction - 30%	\$768,941	\$158,433	\$443,621	\$166,888
Klickitat Trail Segment Renovation	2023-25	MW - All	Design - 100%	\$1,500,000	\$6,889	\$0	\$1,493,111
Kopachuck - Day Use Development	2017-19	Design-Const	Construction - 60%	\$6,876,150	\$4,465,540	\$2,182,203	\$228,407
Kopachuck - Day Use Development	2019-21	Design-Const	Construction - 60%	\$2,975,704	\$2,253,758	\$612,841	\$109,105
Lake Chelan - Moorage Dock Pile Replacement	2017-19	Construction	Complete	\$12,292	\$11,291	\$1,001	\$0
Lake Chelan State Park - Moorage Dock Pile Replacement	2023-25	Construction	Complete	\$574,000	\$287,862	\$0	\$286,138
Lake Easton - Bridge Renovation*	2023-25	MW - All	Design Started	\$875,000	\$81,949	\$165,300	\$627,751

ALL CAPITAL PROJECTS | OVERVIEW

Park and Project Title	Biennium	Phase Funded	Status	Budget	Expended	Obligated	Remaining Check
Lake Samm Dock Design & Permitting	2024	Design	Design Started	\$250,000	\$0	\$0	\$250,000
Lake Sammamish - Sunset Beach Picnic Area	2017-19	Construction	Complete	\$1,734,110	\$1,734,110	\$0	\$0
Lake Sylvia - Culvert Replacement	2023-25	Construction	Complete	\$2,879,000	\$346,625	\$34,591	\$2,497,784
Lake Wenatchee - Pedestrian Bridge	2021-23	Design	Design Started	\$564,000	\$51,712	\$199,488	\$312,800
Larrabee - Water System Replacement	2021-23	Design	Design - 90%	\$291,679	\$149,494	\$29,481	\$112,704
Larrabee - Water System Replacement	2023-25	Construction	Design - 60%	\$2,880,000	\$0	\$0	\$2,880,000
Lewis and Clark Trail - Comfort Station Renovate-Improve Drainage	2019-21	MW - All	Construction - 60%	\$364,683	\$194,631	\$49,042	\$121,010
Lime Kiln Point - Historic Preservation Restoration*	2023-25	MW - All	Construction - 30%	\$255,000	\$82,922	\$0	\$172,078
Lyons Ferry - Boat Launch Cxt Septic Renovation	2021-23	MW - All	Design - 30%	\$441,296	\$17,997	\$7,434	\$415,865
Lyons Ferry - Campground Reestablishment	2019-21	Design	Design - 30%	\$257,657	\$836	\$0	\$256,821
Lyons Ferry Campground	2021-23	Design-Const	Design - 30%	\$3,000,000	\$0	\$0	\$3,000,000
Maryhill - Parkwide Septic System Overhaul	2021-23	Design-Const	Design - 30%	\$629,601	\$59,204	\$0	\$570,397
Millersylvania - Replace Original 1940's Water System	2023-25	Design	Design Started	\$571,000	\$237,908	\$45,112	\$287,980
Mount Spokane - Maintenance Facility Relocation from Harms Way	2017-19	Construction	Complete	\$1,900,724	\$1,892,839	\$84,490	(\$76,604)
Mount Spokane Maintenance Facility Relocation from Harms Way	2021-23	Construction	Complete	\$4,332,376	\$4,217,722	\$102,489	\$12,165
Nisqually - Day Use Improvements	2023-25	Design	Design Started	\$2,468,000	\$460,216	\$1,453,110	\$554,674
Nisqually - New Full Service Park - Ph 2	2019-21	Design-Const	Construction - 30%	\$9,090,880	\$4,872,396	\$4,079,308	\$139,176
Nisqually - New Full Service Park - Ph 3	2023-25	Design-Const	Construction Started	\$25,327,000	\$908,582	\$3,215,603	\$21,202,815
Nisqually Trail Slide Repair	2023-25	MW - All	Complete	\$88,323	\$80,158	\$0	\$8,165

ALL CAPITAL PROJECTS | OVERVIEW

Park and Project Title	Biennium	Phase Funded	Status	Budget	Expended	Obligated	Remaining Check
NW Region HQ Building Expansion & Remodel	2021-23	MW - All	Construction - 30%	\$757,656	\$90,656	\$548,093	\$118,907
NW Region Wide - Culvert Replacements	2023-25	Mixed	Bid	\$490,000	\$87,561	\$222,977	\$179,462
NW Regionwide Trails	2021-23	MW - All	Construction- 90%	\$112,740	\$72,444	\$218	\$40,078
NWR - Code/Regulatory Compliance 2023-25	2023-25	MW - All	Construction - 60%	\$750,000	\$516,541	\$23,300	\$210,159
NWR - Trail Improvements*	2023-25	MW - All	Construction Started	\$698,000	\$125,265	\$189,745	\$382,990
Palouse Falls - Day Use Area Renovation	2017-19	Design	Design Started	\$206,283	\$2,418	\$0	\$203,865
Palouse Falls - Day Use Area Renovation	2019-21	Design-Const	Design Started	\$21,365	\$0	\$0	\$21,365
Palouse Falls Day Use Area Renovation	2021-23	Design-Const	Design Started	\$1,805,680	\$15,532	\$0	\$1,790,148
Palouse to Cascades Trail - Crab Creek Trestle East Replacement	2021-23	Construct-East	Complete	\$1,828,890	\$1,828,890	\$0	\$0
Palouse to Cascades Trail - Kittitas Depot Historic Preservation	2023-25	Design-Const	Construction Started	\$2,497,000	\$271,320	\$1,167,211	\$1,058,469
Palouse to Cascades Trail - Trail Structure Repairs	2023-25	Design-Const	Design Started	\$1,261,000	\$96,577	\$184,892	\$979,531
Palouse to Casc-Repair Tunnel, Trestle, Culverts	2021-23	Design	Design Started	\$469,000	\$86,074	\$182,276	\$200,650
Pearrygin Lake - West Campground Development	2021-23	Design	Design - 30%	\$676,387	\$149,995	\$2,614	\$523,778
Pearrygin Lk-Pearrygin Creek Channel Stabilization	2021-23	MW - All	Design - 90%	\$674,527	\$119,559	\$16,417	\$538,550
Potholes - Replace Lift Station	2021-23	MW - All	Bid	\$814,525	\$87,723	\$33,416	\$693,386
Riverside Beard House Utilities Replacement	2021-23	MW - All	Planned	\$364,000	\$0	\$0	\$364,000
Saint Edward - Maintenance Facility	2021-23	Design-Const	Design - 30%	\$2,412,494	\$156,571	\$308,455	\$1,947,468
Saltwater - Green Vision Project (shoreline restoration)	2023-25	Design	Cancelled	\$450,000	\$0	\$0	\$450,000

ALL CAPITAL PROJECTS | OVERVIEW

Park and Project Title	Biennium	Phase Funded	Status	Budget	Expended	Obligated	Remaining Check
Schafer - Relocate Campground	2019-21	Construction	Complete	\$537,285	\$146,100	\$230,593	\$160,592
Schafer - Welcome Center	2021-23	MW - All	Complete	\$127,749	\$66,231	\$52,256	\$9,262
Schafer Cabins	2023-25	MW - All	Complete	\$364,000	\$345,209	\$15,900	\$2,891
Seaquest - Mount St. Helens Visitor Center Interpretive Displays	2019-21	MW - All	Complete	\$19,097	\$19,097	\$0	\$0
Seaquest Mount St. Helens - Visitor Center Exhibit Renovations*	2023-25	MW - All	Construction- 90%	\$1,298,200	\$1,149,418	\$141,861	\$6,921
Sequim Bay - Park Entrance Improvements*	2023-25	MW - All	Design - 60%	\$729,000	\$78,754	\$0	\$650,246
Statewide - New Park (Miller Pen) Predesign	2017-19	Predesign	Predesign	\$72,810	\$25,926	\$45,909	\$975
Statewide - Depression-Era Structure Restoration - 2023-25	2023-25	MW - All	Construction Started	\$500,000	\$158,493	\$3,414	\$338,093
Statewide - Electric Vehicle Charging Stations	2019-21	Design-Const	Construction- 90%	\$137,869	\$83,946	\$0	\$53,923
Statewide - Forest Health Enhancement - Wildfire Risk Reduction - 2023-25	2023-25	MW - All	Construction- 90%	\$500,000	\$493,400	\$11,576	(\$4,977)
Statewide - Historic Window Rehabilitation	2023-25	MW - All	Construction - 30%	\$250,000	\$113,533	\$106,494	\$29,973
Statewide - Marine Facilities Rehabilitation 2023-25	2023-25	MW - All	Construction Started	\$1,117,000	\$664,575	\$248,790	\$203,635
Statewide ADA Compliance 2021-23	2021-23	Mixed	Construction Started	\$2,447,185	\$830,050	\$1,048,718	\$568,416
Statewide Deferred Maintenance	2023-25	MW - All	Construction - 60%	\$5,570,000	\$3,528,839	\$328,785	\$1,712,376
Statewide Dep Era Structure Restoration	2021-23	MW - All	Complete	\$154,208	\$154,208	\$0	\$0
Statewide Park Paving Projects 2021-23	2021-23	Mixed	Bid	\$1,363,037	\$21,740	\$0	\$1,341,297
Statewide Parks Paving 2023-25	2023-25	MW - All	Construction - 60%	\$1,000,000	\$500,591	\$0	\$499,409
Statewide-Code/Regulatory Compliance 2021-23	2021-23	Mixed	Construction Started	\$278,425	\$172,642	\$86,269	\$19,515
Statewide-Marine Facilities Rehabilitation 2021-23	2021-23	Mixed	Construction Started	\$743,420	\$482,387	\$140,048	\$120,985

ALL CAPITAL PROJECTS | OVERVIEW

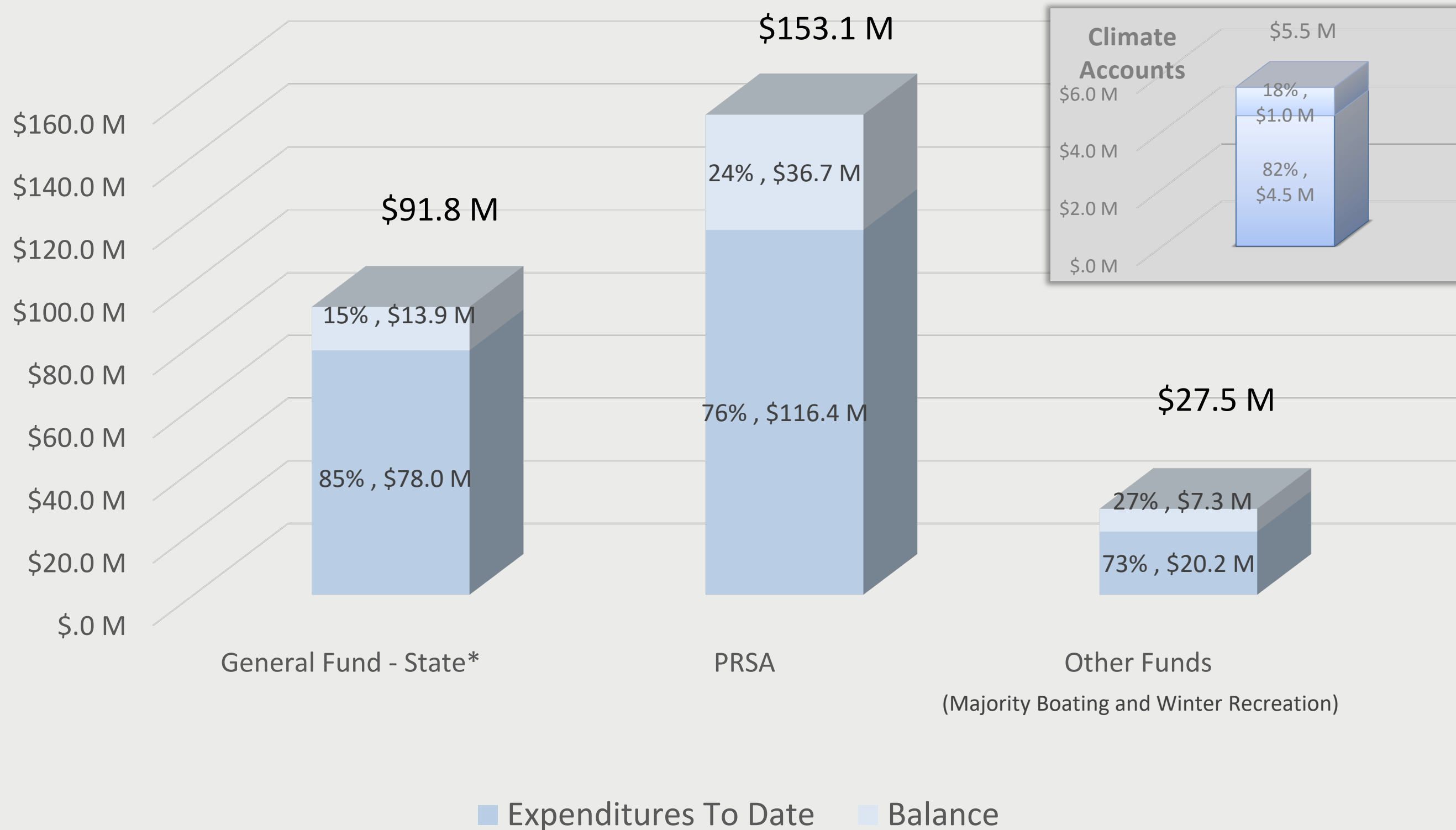
Park and Project Title	Biennium	Phase Funded	Status	Budget	Expended	Obligated	Remaining Check
Steptoe Butte - Road Improvements	2019-21	Construction	Bid	\$2,868,945	\$126,503	\$168,280	\$2,574,162
Sun Lakes Dry Falls - Campground Renovation	2015-17	Predesign-Design	Design Started	\$282,220	\$38,772	\$2,665	\$240,784
Sun Lakes Dry Falls - Campground Renovation	2019-21	Design	Design Started	\$200,000	\$0	\$0	\$200,000
Sun Lakes Dry Falls - Lift Station Replacement	2021-23	Design	Construction Started	\$113,258	\$82,614	\$24,192	\$6,452
Sun Lakes Dry Falls - Replace Primary Lift Station	2023-25	Construction	Construction - 30%	\$1,356,000	\$15,258	\$717,168	\$623,574
Sun Lakes Dry Falls - Visitor's Center Renovation	2019-21	Design	Design - 60%	\$366,317	\$366,317	\$0	(\$0)
SWR - Code/Regulatory Compliance 2023-25	2023-25	MW - All	Construction - 30%	\$597,677	\$100,664	\$321,936	\$175,077
Thunderbird Float Replacement	2023-25	MW - All	Construction - 30%	\$750,000	\$194,399	\$338,008	\$217,593
Twanoh - Shoreline Restoration	2021-23	Design-Const	Complete	\$292,532	\$233,270	\$8,930	\$50,332
Twenty-Five Mile Creek-Replace Moorage Floats	2021-23	Design	Design - 60%	\$320,315	\$99,430	\$65,540	\$155,346
Twin Harbors - Lift Station Replacement*	2023-25	MW - All	Design - 90%	\$988,000	\$151,696	\$11,164	\$825,140
Wallace Falls - Parking Expansion	2021-23	Design	Design - 90%	\$41,193	\$15,518	\$7,918	\$17,756
Wallace Falls - Water System Replacement	2021-23	Design	Design - 90%	\$164,176	\$163,213	\$0	\$963
Wallace Falls - Water System Replacement	2023-25	Construction	Design - 90%	\$2,208,000	\$118,878	\$196,108	\$1,893,014
Wanapum - Picnic Shelter	2021-23	MW - All	Design - 30%	\$292,000	\$26,935	\$0	\$265,065
Wenatchee Confluence-Sewer Lift Stat Replacement	2021-23	MW - All	Complete	\$235,800	\$150,450	\$0	\$85,350
Willapa Hills Trail - Trail Improvements	2021-23	Scoping	Cancelled	\$0	\$0	\$0	\$0

#

Operating Budget



2023-25 Operating Budget - \$272.3 M



- We are 88% of the way through the biennium
- Spending reflects freeze savings; total spending for operating funds is 79%.
- PRSA ending fund balance estimated at \$12M - \$14M

*Includes Climate Account Funding

Note: Freezes effective December 2, 2024

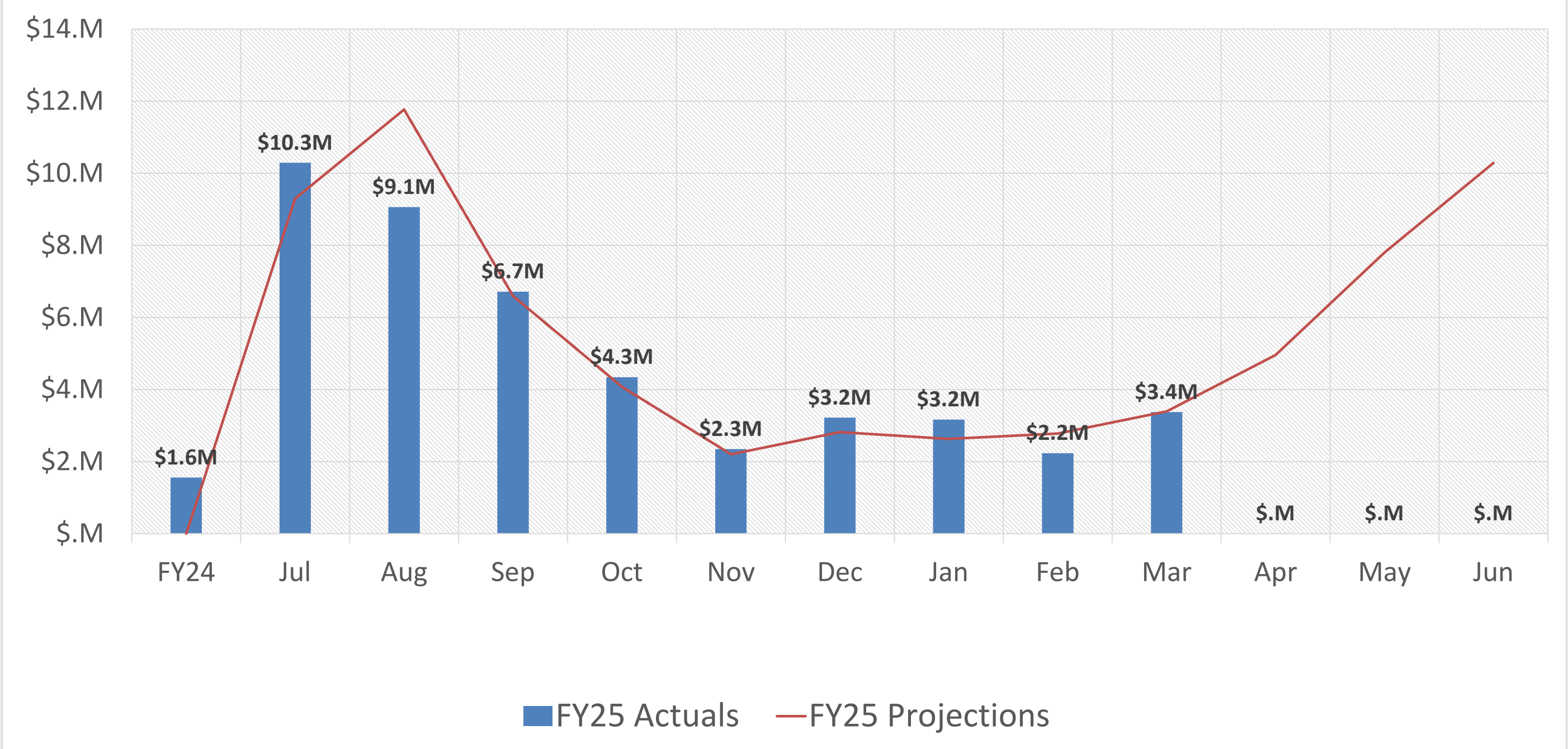
#

PRSA Revenue

(Parks Renewal and Stewardship Account)



FY25 Revenue Collected Compared to Projections



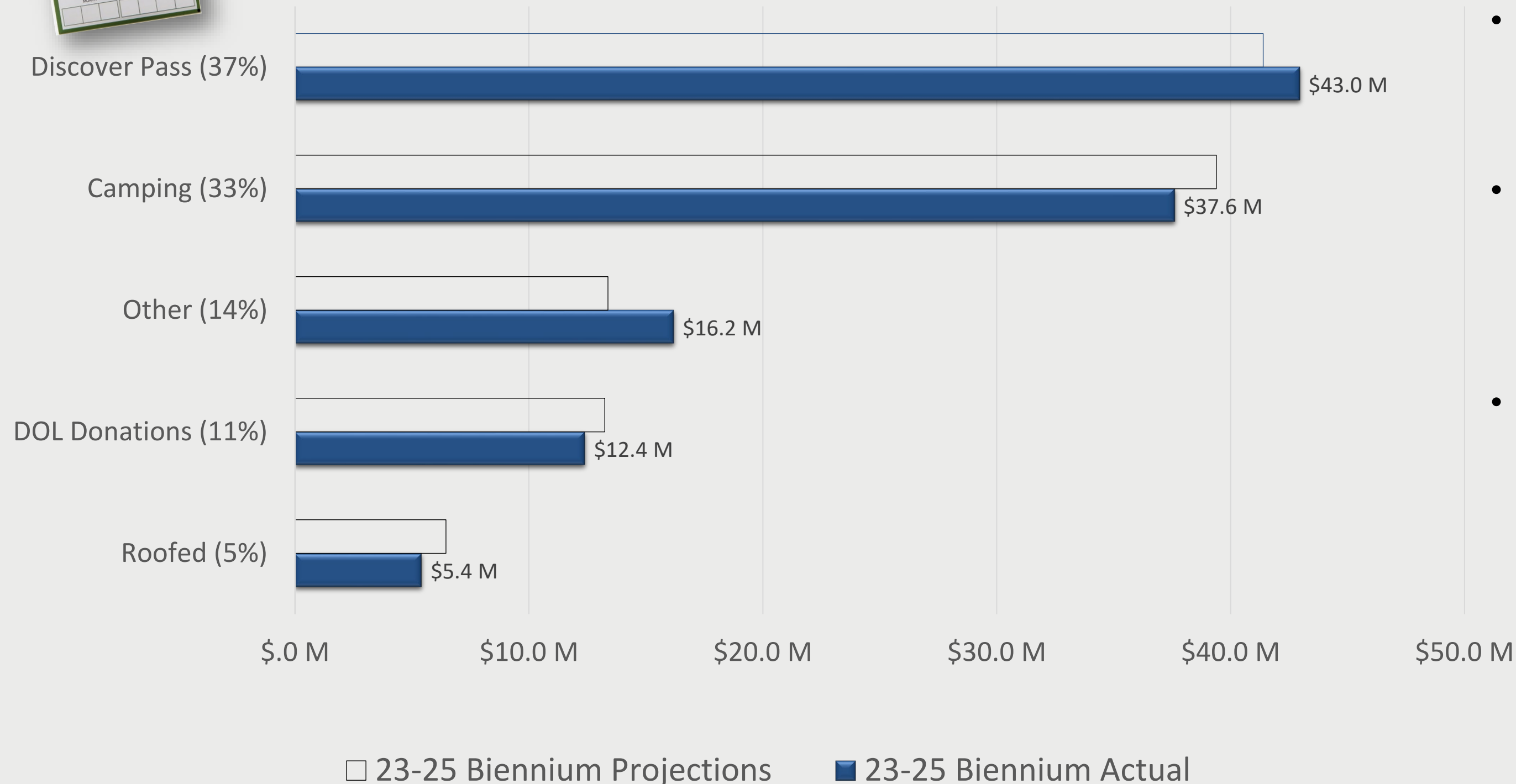
- March Revenue**
- -\$21,900 collected under projections;
 - Actual revenue collected down -19% from 2024
- Bien To Date Revenue**
- \$745,100 collected over projections; a 0.7% variance from the \$114.6 million projected
 - Actual revenue collected is down -2%.

Change from Projections														
	BTD	FY24	Jul	Aug	Sep	Oct	Nov	Dec	Jan	Feb	Mar	Apr	May	Jun
\$ Change	\$0.8M	\$1.6M	\$1.0M	-\$2.7M	\$0.1M	\$0.3M	\$0.1M	\$0.4M	\$0.5M	-\$0.5M	-\$0.0M			
% Change	1%	2%	11%	-23%	2%	7%	7%	14%	20%	-20%	-0.6%			



\$114.6 Million Collected in Revenue

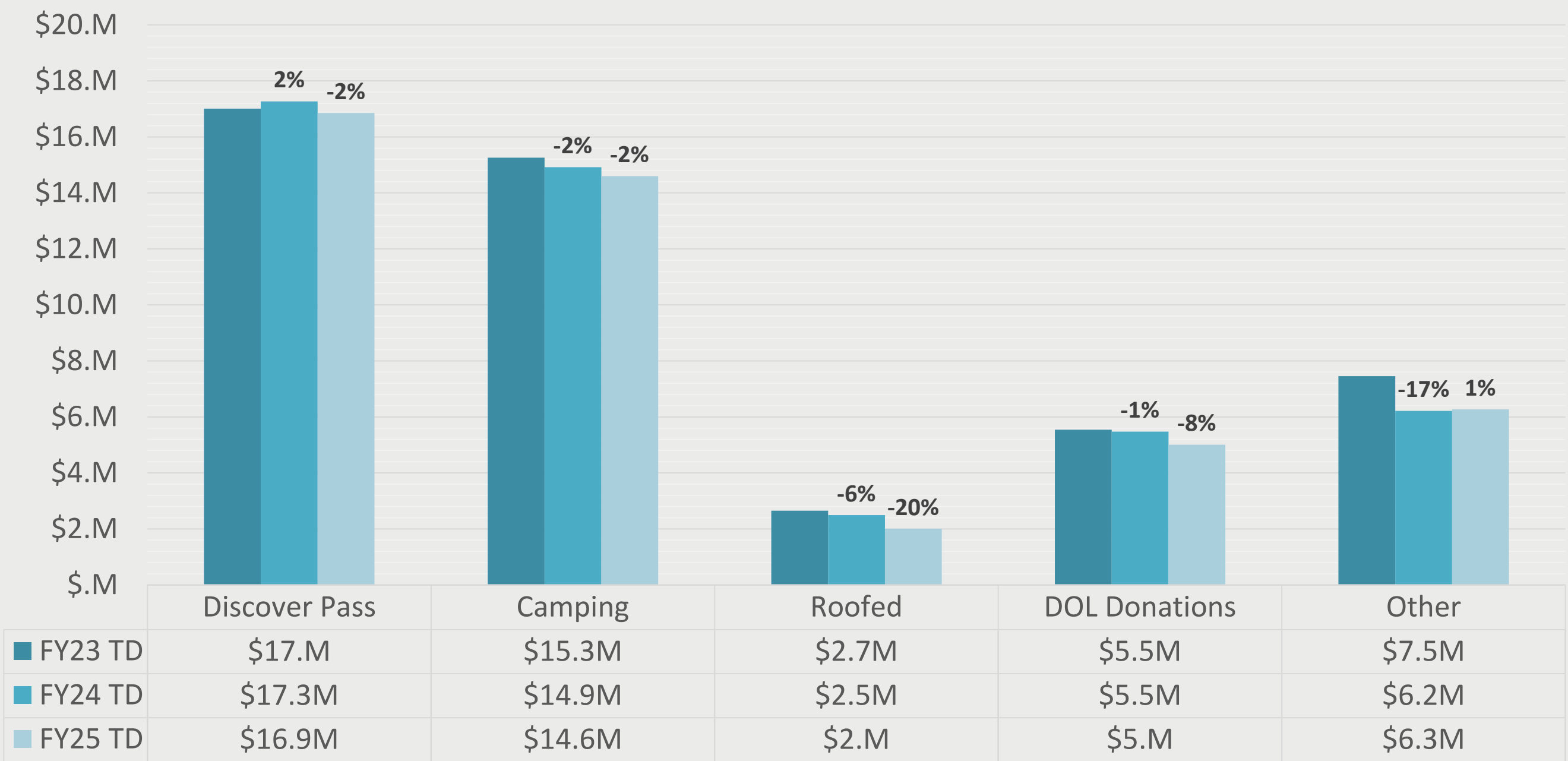
Categorized by Source



- Discover Pass and Camping are generating 70% of revenue collected.
- Discover Pass revenue is 3.8% more than expected, while camping -4.5% under projections.
- Other revenue line items over projections:
 - ✓ Real Property Agreements
 - ✓ Retreat Centers
 - ✓ Concessions
 - ✓ Interpretive Talks
 - ✓ Day Use Shelters

Actual Revenue Collected Comparison

FYTD revenue



- July – March represented for each year.
- Roofed is down -20% in 2025 due to cabin closures. Removing closed cabins, revenue would be down -2%.
- Total revenue is down -\$1.6 M or 3.5% FY25 to date over FY24 to date.


Notes:
1. Percentage change is from previous fiscal year to date

#

Visitation Data



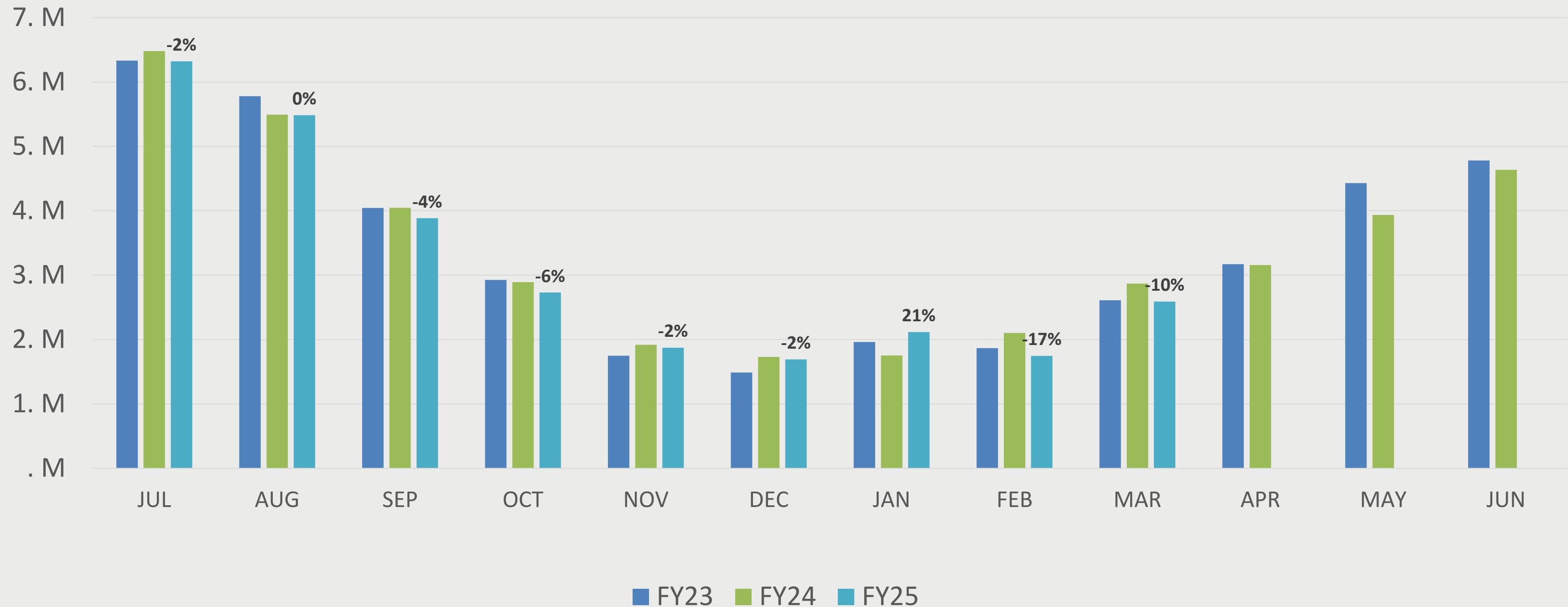
Visitation



28.4* million recreation visits

-3% change compared to FY2024

*Draft Data January - March



Notes:
1. Percentage change is from previous year

What's Next

May

- Budget bills enacted by Governor

July

- Commission action item to request delegation of approval for the 2026 supplemental requests that are substantially the same as the version presented.

September

- Submit the 2026 Supplemental to the Office of Financial Management

December

- Governor's proposed supplemental budgets expected out around the middle of the month





Definition of terms that may be used in this presentation

Page 1/5

- **Appropriations.** Laws passed that provide agencies authority to spend specified amounts for specific time periods and purposes.
- **Reappropriations.** Specific to the capital budget, projects that cross biennia may have authority to spend the remaining balance shifted to the next biennium.
- **Budgets.** Funding provided through the legislative process.
 - **Capital Budget.** Funding received for the construction of facilities and other infrastructure in the park system, and for deferred maintenance projects. This is mostly revenue to [Fund 057](#) from bond proceeds.
 - **Operating Budget.** Funding received for the operation of the park system, and for preventive maintenance projects. This mostly comes from:
 - [General Fund](#) account. This account funds all financial resources for the state's operating budget except those required to be accounted for in another fund. Revenue comes from taxes, federal grants-in-aid, charges, miscellaneous revenue, licenses, permits, fees, and interest income and is to be used to support the operation of the state's services and programs.
 - Authority is given in [RCW 43.79.010](#).
 - [Parks Renewal and Stewardship Account \(PRSA\)](#). Earned revenue comes from Discover Pass, camping, roofed accommodations, and other miscellaneous income. Authority is given in [RCW 79A.05.215](#) and is to be used for operating state parks, developing and renovating park facilities, and other park purposes.



Definition of terms that may be used in this presentation

Page 2/5

- **Biennium/biennial cycle.** The legislative process provides funding on a 2-year basis.
 - **Supplemental budget.** Funding is requested on a 2-year cycle; however, opportunity is provided once each fiscal year to make technical adjustments and/or request additional funds.
- **Calendar Year (CY).** While the state operates on a fiscal year, revenue and visitation trends are reviewed on a calendar and fiscal year.
- **Calendar Year to Date (CYTD).** If the data for a calendar year is less than a full year, data is pulled as of the last month the financial reports were closed for. Comparisons of data will be for this same date range in the previous fiscal year.



Definition of terms that may be used in this presentation

Page 3/5

- **Fiscal Year (FY).** The state budget operates on a fiscal year, which is July 1 – June 30. Two fiscal years create the biennium.
- **Fiscal Year to Date (FYTD).** If the data for the fiscal year is less than a full year, data is pulled as of the last month the financial reports were closed for. Comparisons of data will be for this same date range in the previous fiscal year.
- **Fiscal Month (FM).** There are 24 months in the biennial cycle with each numbered consecutively.
- **Pandemic impacted data.** During FY20, day use was closed for one month and overnight stays were closed for over 2 months due to the Covid-19 pandemic. FY20 revenue and visitation appear much lower than other years due to the closure.



Definition of terms that may be used in this presentation

Page 4/5

- **Capital Project Terms**

- **Completed Project.** This identifies projects that have completed the purpose for the funding specified. This may mean that the project is fully complete, but more often reflects that a project is completed for the phase funded.
- **Deferred Project.** This most often describes a canceled project, or a project expected to be canceled but the funding is retained on the books through the biennium or utilized for another project with approval.
- **Design Phase.** This phase of a project is to develop the plans, schematics, and details regarding the project, and is used to request permitting and/or to post the bid.
- **On Hold project.** This identifies projects that are paused due to varying factors that could impact how the project proceeds; projects may either start again or, if determined they are no longer feasible, become deferred.



Definition of terms that may be used in this presentation

Page 4/5

- **Capital Project Terms**

- **Permitting.** Obtaining official permissions from local authorities before starting construction. This includes environmental, land use and building permits. Federal, State and Local permits, as well as archeology and cultural resources reviews and approvals.
- **Planned project.** These that have been funded and waiting for staff resources to be available to start the project.
- **Predesign Phase.** This specifically refers to projects that the legislature has funded for predesign because the project cost exceeds \$10 million. Predesign develops preliminary costs estimates and scope for the feasibility and timeline of the project that requires final approval for design funding to be released.



GET IN TOUCH

FOR QUESTIONS AND SUGGESTIONS

MAILING ADDRESS

P.O. Box 42650; Olympia, WA 98504

EMAIL ADDRESS

Laura.Holmes@parks.wa.gov

PHONE NUMBER

(360) 902-8621