



# 2023-25 Financial Update

PRESENTED BY LAURA HOLMES

March 19, 2025



# Overview

- 2023-25 Budget Status for Capital and Operating Budgets
- 2023-25 Revenue to Parks Renewal and Stewardship Account (PRSA)
- Visitation
- Trend data
- What's Next



#

# 2023-2025 Financial Update

*As of January 2025 | FM19 | 79% through biennial cycle*

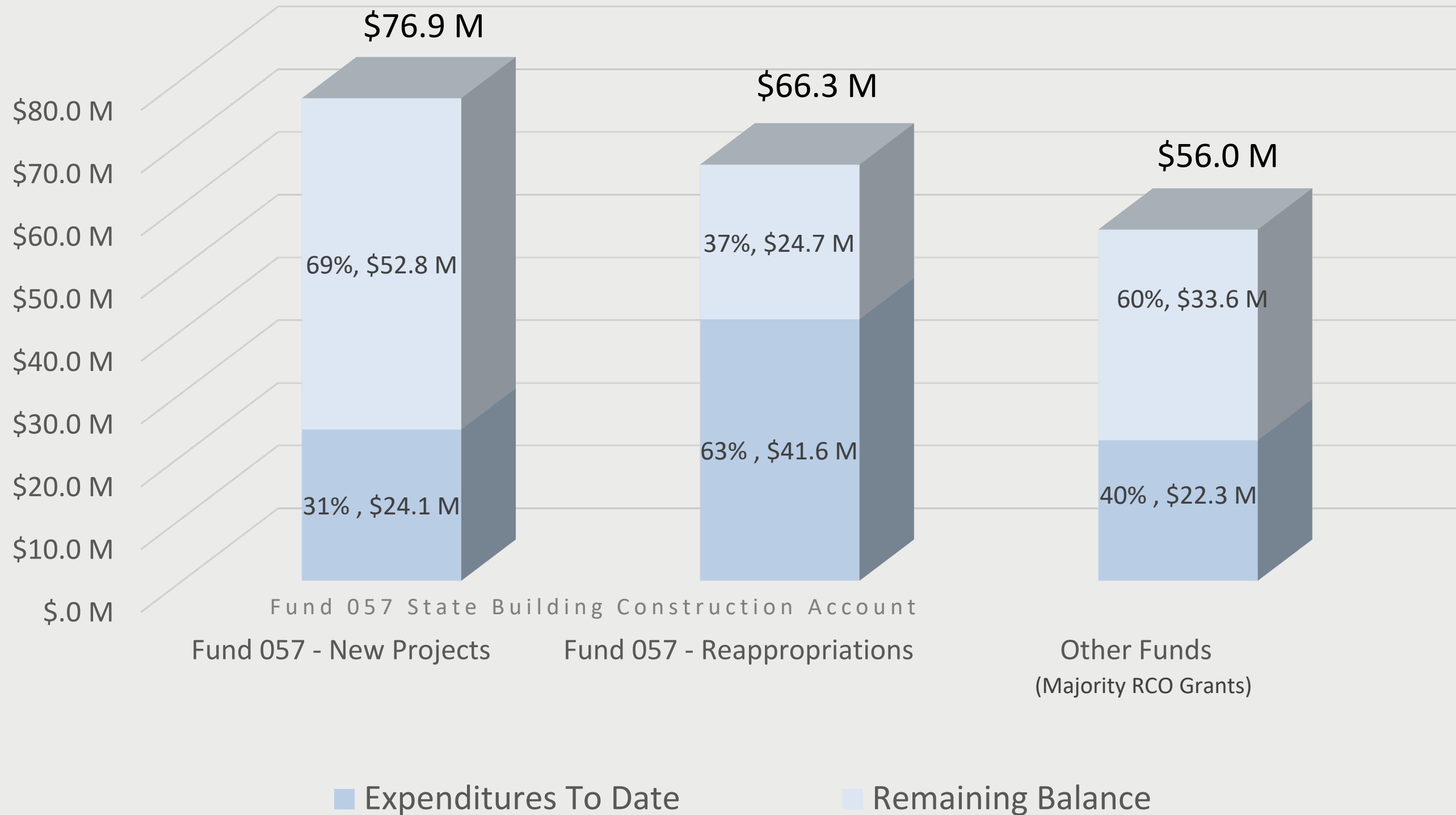


#

# Capital Budget



# 2023-25 Capital Budget - \$199.2 M



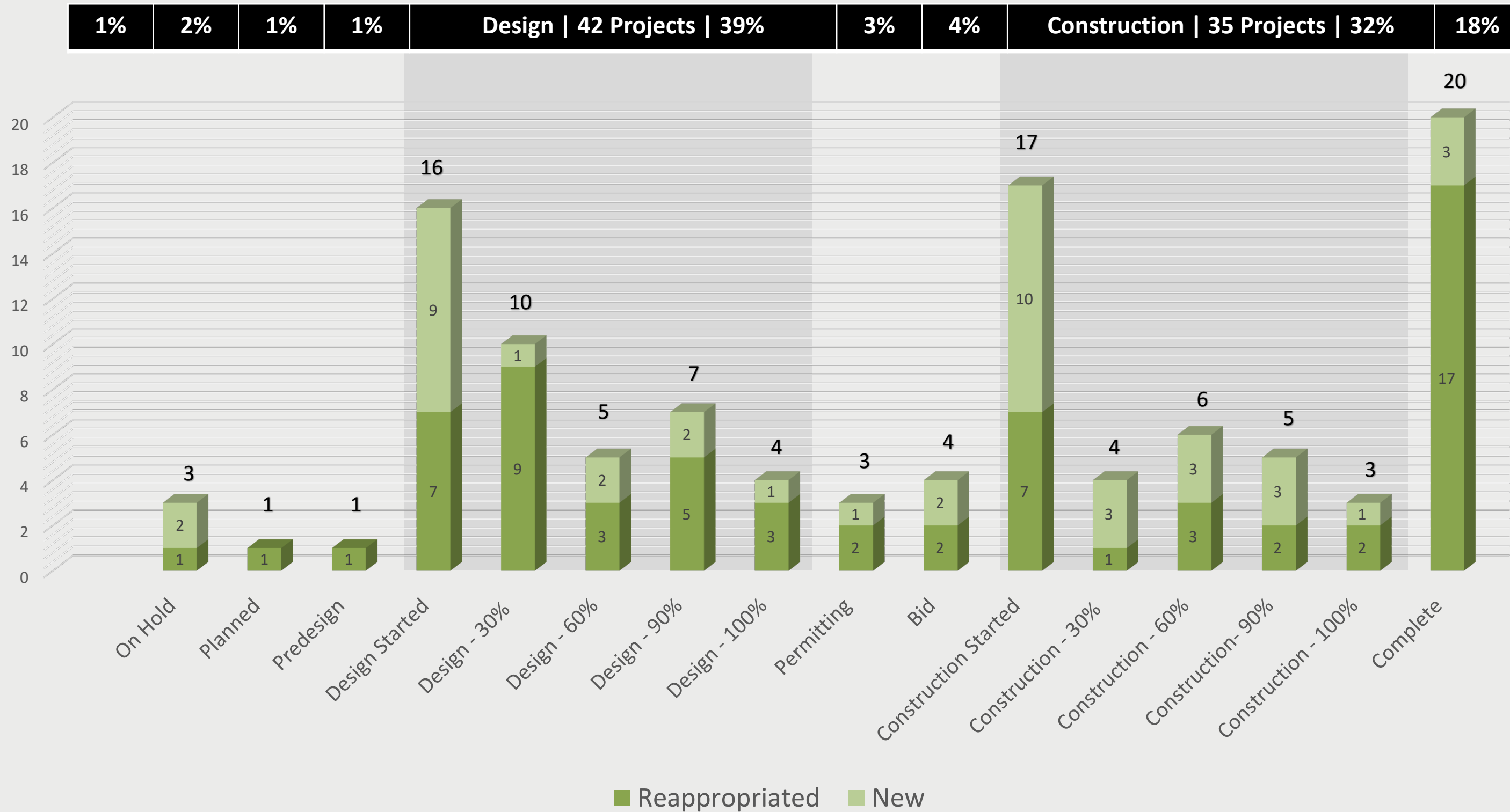
### Fund 057 reflects \$143.2M

- Total of \$65.7M or 46% spent/obligated
- Spending is mostly on track although may come in slightly under projected reappropriations.

### Other Funds

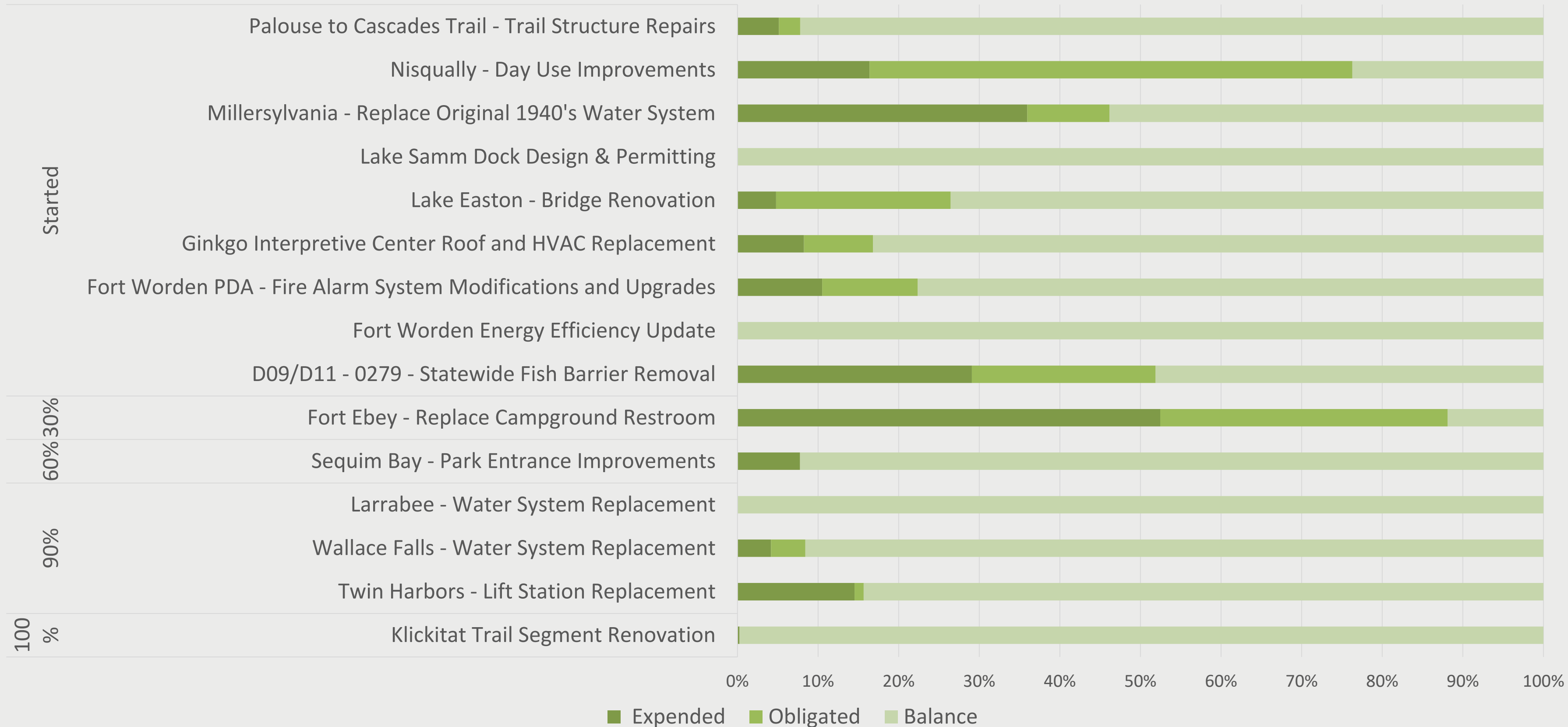
- Spending is on the low side, but within expected range for RCO planned projects.

# Overview of Capital Projects

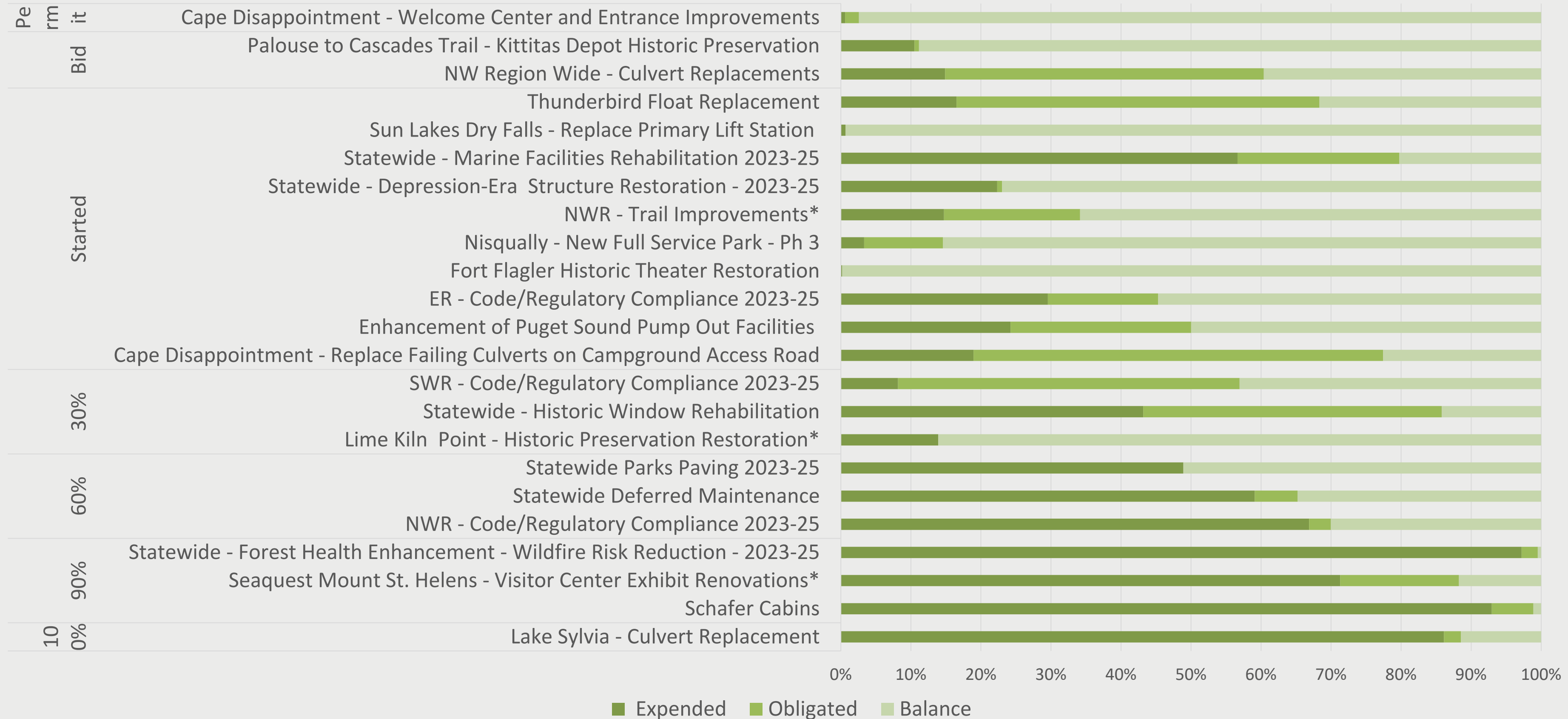


- 109 Projects represented
- Since November data:
  - Construction projects increased by 6
  - 1 project completed

# 2023-25 FUNDED CAPITAL PROJECTS | DESIGN

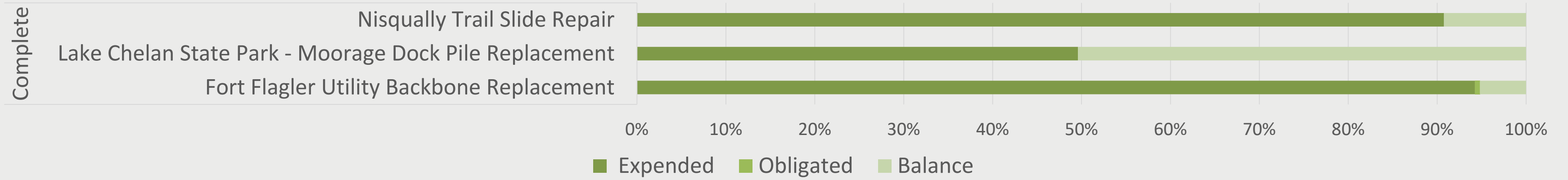


# 2023-25 FUNDED CAPITAL PROJECTS | CONSTRUCTION

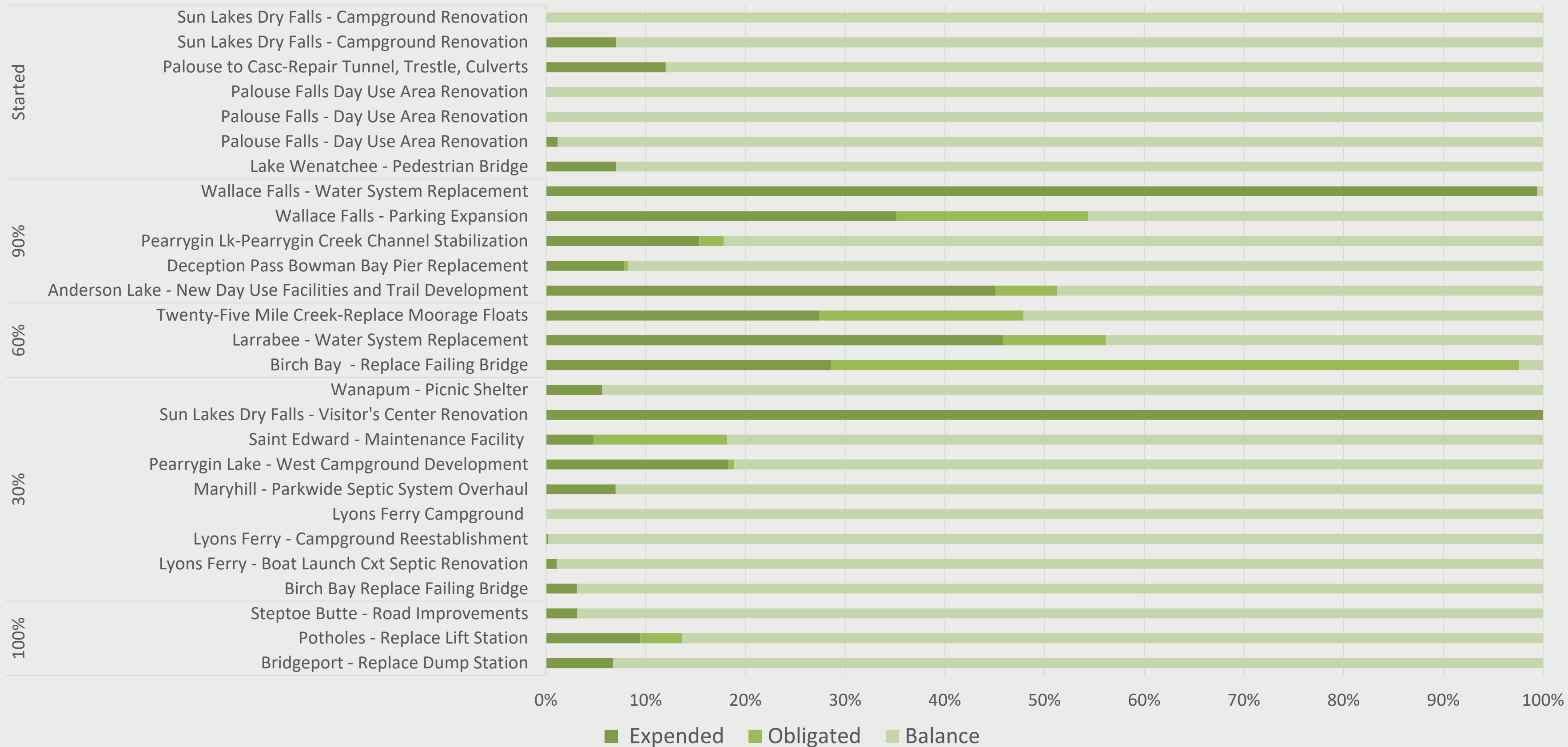




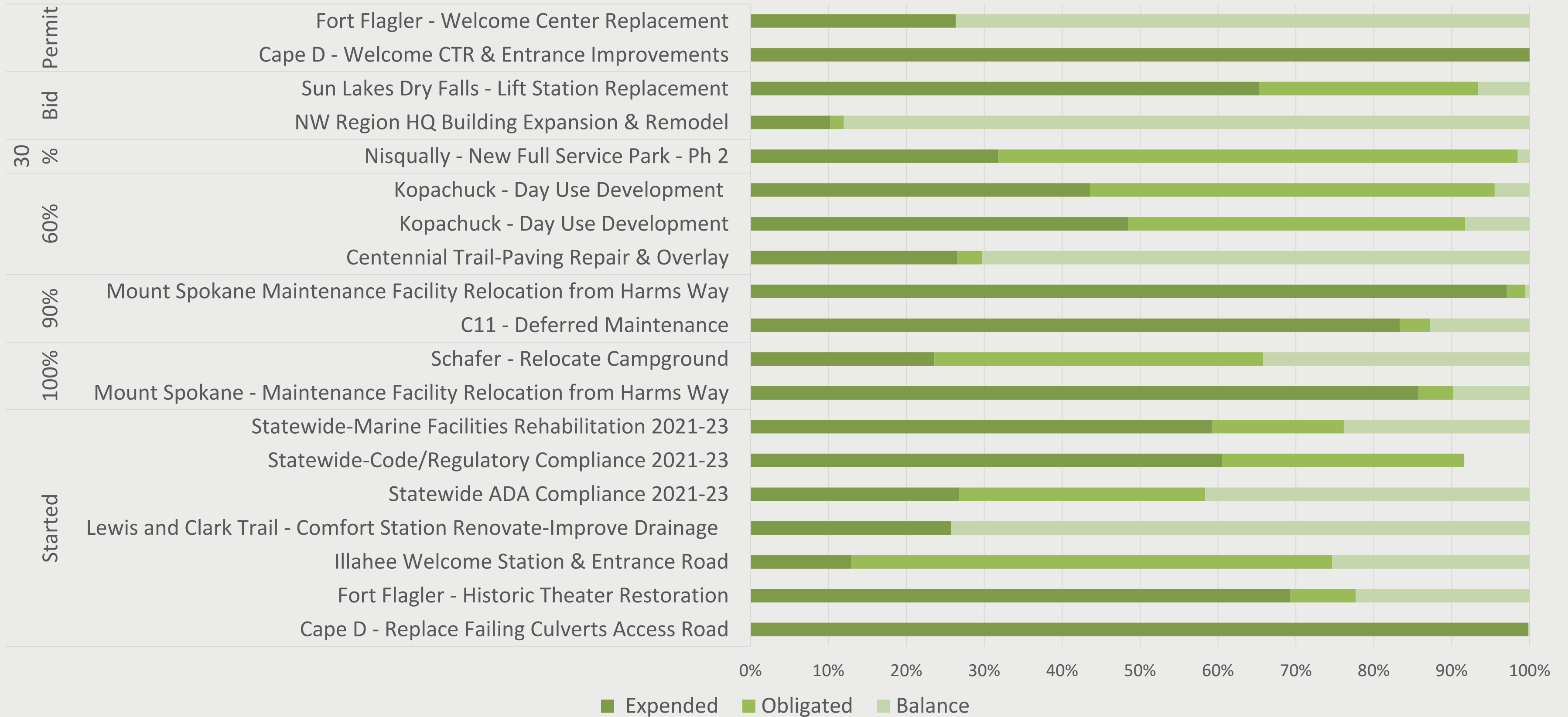
# 2023-25 FUNDED CAPITAL PROJECTS | COMPLETE



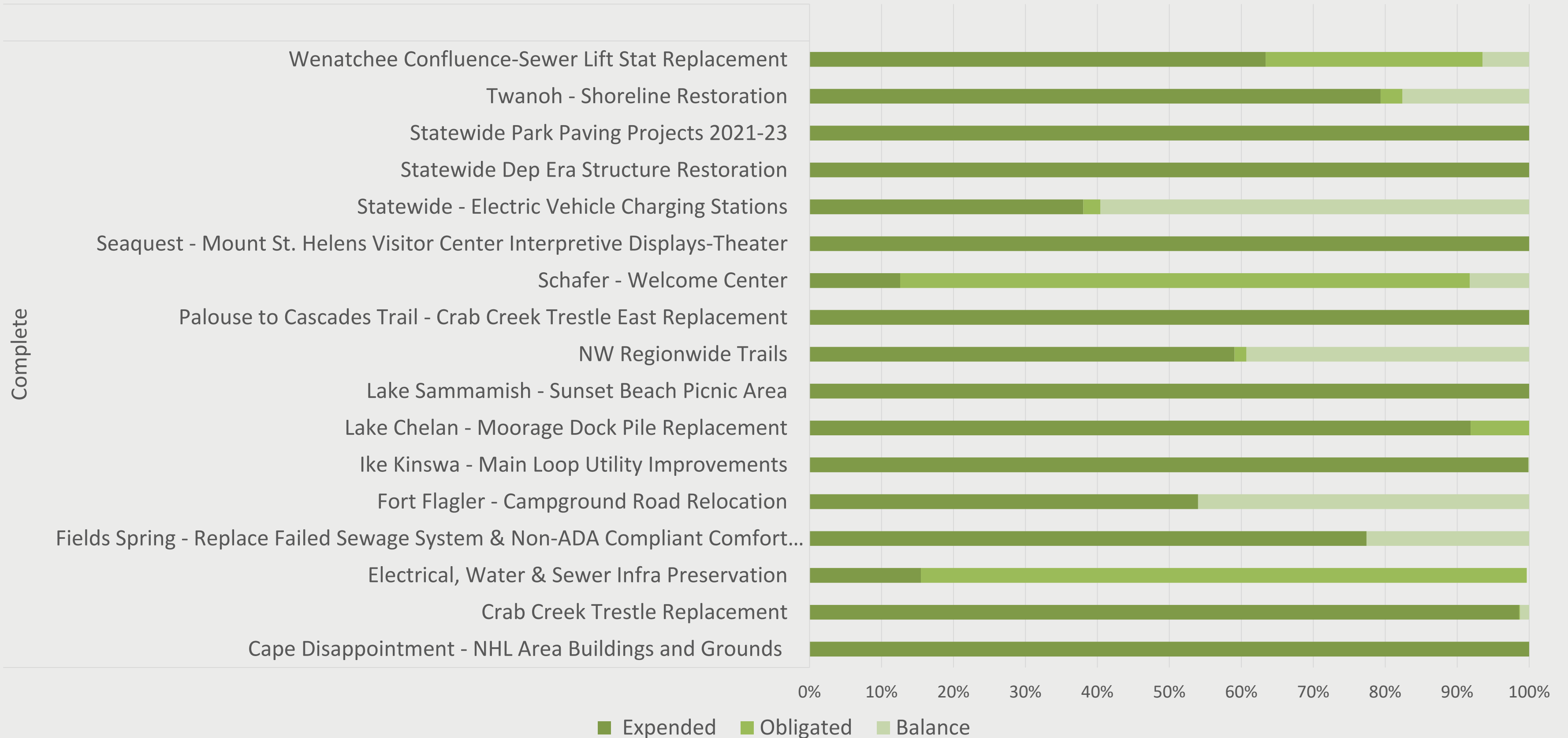
# REAPPROPRIATED CAPITAL PROJECTS | DESIGN



# REAPPROPRIATED CAPITAL PROJECTS | CONSTRUCTION



# REAPPROPRIATED CAPITAL PROJECTS | COMPLETE



# ALL CAPITAL PROJECTS | OVERVIEW

Park and Project Title	Approp	Status	Expended	Obligated	Balance
Anderson Lake - New Day Use Facilities and Trail Development	Reappropriated	Design - 90%	\$65,759	\$9,009	\$71,112
Birch Bay - Replace Failing Bridge	Reappropriated	Design - 60%	\$52,850	\$127,581	\$4,511
Birch Bay Replace Failing Bridge	Reappropriated	Design - 30%	\$18,169	\$0	\$567,202
Bridgeport - Replace Dump Station	Reappropriated	Design - 100%	\$46,261	\$0	\$640,370
C11 - Deferred Maintenance	Reappropriated	Construction- 90%	\$883,688	\$40,567	\$135,900
Cama Beach - Boathouse Stabilization*	New	On Hold	\$59	\$0	\$468,741
Cape D - Replace Failing Culverts Access Road	Reappropriated	Construction Started	\$50,412	\$0	\$90
Cape D - Welcome CTR & Entrance Improvements	Reappropriated	Permitting	\$57,593	\$0	\$1
Cape Disappointment - NHL Area Buildings and Grounds	Reappropriated	Complete	\$2,134	\$0	\$0
Cape Disappointment - Replace Failing Culverts on Campground Access Road	New	Construction Started	\$588,757	\$1,817,651	\$701,592
Cape Disappointment - Welcome Center and Entrance Improvements	New	Permitting	\$28,214	\$95,091	\$4,658,696
Centennial Trail-Paving Repair & Overlay	Reappropriated	Construction - 60%	\$306,459	\$35,908	\$810,948
Crab Creek Trestle Replacement	Reappropriated	Complete	\$2,735,021	\$3,687	\$34,985
D09/D11 - 0279 - Statewide Fish Barrier Removal	New	Design Started	\$399,938	\$313,282	\$661,780
Deception Pass Bowman Bay Pier Replacement	Reappropriated	Design - 90%	\$83,977	\$3,692	\$983,277
Electrical, Water & Sewer Infra Preservation	Reappropriated	Complete	\$109,930	\$598,334	(\$2,438)
Enhancement of Puget Sound Pump Out Facilities	New	Construction Started	\$242,336	\$257,723	\$499,941
ER - Code/Regulatory Compliance 2023-25	New	Construction Started	\$221,686	\$118,000	\$410,315
Fields Spring - Replace Failed Sewage System & Non-ADA Compliant Comfort Stat.	Reappropriated	Complete	\$75,450	\$0	\$22,034
Fort Ebey - Replace Campground Restroom	New	Design - 30%	\$141,622	\$96,281	\$32,097
Fort Flagler - Campground Road Relocation	Reappropriated	Complete	\$314,754	\$0	\$268,216
Fort Flagler - Historic Theater Restoration	Reappropriated	Construction Started	\$44,337	\$5,365	\$14,277
Fort Flagler - Welcome Center Replacement	Reappropriated	Permitting	\$345,496	\$0	\$966,864
Fort Flagler Historic Theater Restoration	New	Construction Started	\$2,464	\$0	\$1,364,536
Fort Flagler Utility Backbone Replacement	New	Complete	\$659,592	\$3,955	\$36,454
Fort Worden Energy Efficiency Update	New	Design Started	\$0	\$0	\$1,000,000
Fort Worden PDA - Fire Alarm System Modifications and Upgrades	New	Design Started	\$291,575	\$328,976	\$2,156,448
Ginkgo Interpretive Center Roof and HVAC Replacement	New	Design Started	\$52,171	\$54,172	\$526,657
Ike Kinswa - Main Loop Utility Improvements	Reappropriated	Complete	\$1,592,649	\$0	\$1,830
Illahee Welcome Station & Entrance Road	Reappropriated	Construction Started	\$99,143	\$474,933	\$194,865

# ALL CAPITAL PROJECTS | OVERVIEW

Park and Project Title	Approp	Status	Expended	Obligated	Balance
Illahee Welcome Station & Entrance Road	Reappropriated	Construction Started	\$99,143	\$474,933	\$194,865
Klickitat Trail Segment Renovation	New	Design - 100%	\$3,693	\$0	\$1,496,307
Kopachuck - Day Use Development	Reappropriated	Construction - 60%	\$3,336,543	\$2,970,700	\$568,907
Kopachuck - Day Use Development	Reappropriated	Construction - 60%	\$1,296,323	\$1,545,786	\$133,595
Lake Chelan - Moorage Dock Pile Replacement	Reappropriated	Complete	\$11,291	\$1,001	\$0
Lake Chelan State Park - Moorage Dock Pile Replacement	New	Complete	\$284,662	\$0	\$289,338
Lake Easton - Bridge Renovation*	New	Design Started	\$41,818	\$189,612	\$643,571
Lake Samm Dock Design & Permitting	New	Design Started	\$0	\$0	\$250,000
Lake Sammamish - Sunset Beach Picnic Area	Reappropriated	Complete	\$1,734,174	\$0	(\$64)
Lake Sylvia - Culvert Replacement	New	Complete	\$2,479,147	\$70,395	\$329,458
Lake Wenatchee - Pedestrian Bridge	Reappropriated	Design Started	\$39,739	\$0	\$524,261
Larrabee - Water System Replacement	New	Design - 60%	\$0	\$0	\$2,880,000
Larrabee - Water System Replacement	Reappropriated	Design - 60%	\$133,665	\$30,085	\$127,929
Lewis and Clark Trail - Comfort Station Renovate-Improve Drainage	Reappropriated	Construction Started	\$93,946	\$0	\$270,737
Lime Kiln Point - Historic Preservation Restoration*	New	Construction - 30%	\$35,472	\$0	\$219,528
Lyons Ferry - Boat Launch Cxt Septic Renovation	Reappropriated	Design - 30%	\$4,711	\$0	\$436,585
Lyons Ferry - Campground Reestablishment	Reappropriated	Design - 30%	\$543	\$0	\$257,114
Lyons Ferry Campground	Reappropriated	Design - 30%	\$0	\$0	\$3,000,000
Maryhill - Parkwide Septic System Overhaul	Reappropriated	Design - 30%	\$43,952	\$0	\$585,649
Millersylvania - Replace Original 1940's Water System	New	Design Started	\$205,267	\$58,274	\$307,458
Mount Spokane - Maintenance Facility Relocation from Harms Way	Reappropriated	Construction - 100%	\$1,629,286	\$84,490	\$186,949
Mount Spokane Maintenance Facility Relocation from Harms Way	Reappropriated	Construction- 90%	\$4,205,366	\$102,489	\$24,521
Nisqually - Day Use Improvements	New	Design Started	\$404,500	\$1,478,237	\$585,263
Nisqually - New Full-Service Park - Ph 2	Reappropriated	Construction - 30%	\$2,892,439	\$6,059,973	\$138,468
Nisqually - New Full-Service Park - Ph 3	New	Construction Started	\$843,064	\$2,849,997	\$21,633,939
Nisqually Trail Slide Repair	New	Complete	\$80,158	\$0	\$8,165
NW Region HQ Building Expansion & Remodel	Reappropriated	Bid	\$77,537	\$13,238	\$666,880
NW Region Wide - Culvert Replacements	New	Bid	\$72,915	\$222,977	\$194,108
NW Regionwide Trails	Reappropriated	Complete	\$66,577	\$1,865	\$44,298
NWR - Code/Regulatory Compliance 2023-25	New	Construction - 60%	\$501,453	\$23,300	\$225,247
NWR - Trail Improvements*	New	Construction Started	\$102,816	\$135,611	\$459,573

# ALL CAPITAL PROJECTS | OVERVIEW

Park and Project Title	Approp	Status	Expended	Obligated	Balance
Palouse Falls - Day Use Area Renovation	Reappropriated	Design Started	\$2,418	\$0	\$203,865
Palouse Falls - Day Use Area Renovation	Reappropriated	Design Started	\$0	\$0	\$21,365
Palouse Falls Day Use Area Renovation	Reappropriated	Design Started	\$1,532	\$0	\$2,673,468
Palouse to Cascades Trail - Crab Creek Trestle East Replacement	Reappropriated	Complete	\$1,828,890	\$0	\$0
Palouse to Cascades Trail - Kittitas Depot Historic Preservation	New	Bid	\$262,272	\$16,012	\$2,218,715
Palouse to Cascades Trail - Trail Structure Repairs	New	Design Started	\$64,764	\$33,284	\$1,162,952
Palouse to Casc-Repair Tunnel, Trestle, Culverts	Reappropriated	Design Started	\$56,328	\$0	\$412,672
Pearrygin Lake - West Campground Development	Reappropriated	Design - 30%	\$123,457	\$4,284	\$548,647
Pearrygin Lk-Pearrygin Creek Channel Stabilization	Reappropriated	Design - 90%	\$103,688	\$16,417	\$554,422
Potholes - Replace Lift Station	Reappropriated	Design - 100%	\$77,004	\$34,200	\$703,321
Riverside Beard House Utilities Replacement	Reappropriated	Planned	\$0	\$0	\$364,000
Saint Edward - Maintenance Facility	Reappropriated	Design - 30%	\$115,300	\$323,072	\$1,974,122
Saltwater - Green Vision Project (shoreline restoration)	New	On Hold	\$0	\$0	\$450,000
Schafer - Relocate Campground	Reappropriated	Construction - 100%	\$126,828	\$226,641	\$183,816
Schafer - Welcome Center	Reappropriated	Complete	\$16,078	\$101,122	\$10,549
Schafer Cabins	New	Construction- 90%	\$338,302	\$21,658	\$4,041
Sequest - Mount St. Helens Visitor Center Interpretive Displays-Theater	Reappropriated	Complete	\$19,097	\$0	\$0
Sequest Mount St. Helens - Visitor Center Exhibit Renovations*	New	Construction- 90%	\$925,458	\$220,285	\$152,457
Sequim Bay - Park Entrance Improvements*	New	Design - 60%	\$56,602	\$0	\$672,398
Statewide - New Park (Miller Pen) Predesign	Reappropriated	Predesign	\$25,859	\$5,400	\$41,551
Statewide - Depression-Era Structure Restoration - 2023-25	New	Construction Started	\$111,578	\$3,414	\$385,008
Statewide - Electric Vehicle Charging Stations	Reappropriated	Complete	\$52,431	\$3,304	\$82,134
Statewide - Forest Health Enhancement - Wildfire Risk Reduction - 2023-25	New	Construction- 90%	\$486,007	\$11,576	\$2,417
Statewide - Historic Window Rehabilitation	New	Construction - 30%	\$107,955	\$106,494	\$35,551
Statewide - Marine Facilities Rehabilitation 2023-25	New	Construction Started	\$632,702	\$258,113	\$226,186
Statewide ADA Compliance 2021-23	Reappropriated	Construction Started	\$656,055	\$771,974	\$1,019,156
Statewide Deferred Maintenance	New	Construction - 60%	\$3,291,780	\$340,275	\$1,937,945
Statewide Dep Era Structure Restoration	Reappropriated	Complete	\$154,208	\$0	\$0
Statewide Park Paving Projects 2021-23	Reappropriated	Complete	\$21,740	\$0	\$0
Statewide Parks Paving 2023-25	New	Construction - 60%	\$489,114	\$0	\$510,886
Statewide-Code/Regulatory Compliance 2021-23	Reappropriated	Construction Started	\$167,956	\$86,269	(\$23,299)

# ALL CAPITAL PROJECTS | OVERVIEW

Park and Project Title	Approp	Status	Expended	Obligated	Balance
Statewide-Marine Facilities Rehabilitation 2021-23	Reappropriated	Construction Started	\$440,100	\$125,948	\$177,372
Steptoe Butte - Road Improvements	Reappropriated	Design - 100%	\$89,746	\$0	\$2,779,199
Sun Lakes Dry Falls - Campground Renovation	Reappropriated	Design Started	\$19,806	\$0	\$262,414
Sun Lakes Dry Falls - Campground Renovation	Reappropriated	Design Started	\$0	\$0	\$200,000
Sun Lakes Dry Falls - Lift Station Replacement	Reappropriated	Bid	\$73,908	\$31,838	\$7,511
Sun Lakes Dry Falls - Replace Primary Lift Station	New	Construction Started	\$9,270	\$0	\$1,346,730
Sun Lakes Dry Falls - Visitor's Center Renovation	Reappropriated	Design - 30%	\$366,348	\$0	(\$31)
SWR - Code/Regulatory Compliance 2023-25	New	Construction - 30%	\$48,769	\$291,461	\$257,447
Thunderbird Float Replacement	New	Construction Started	\$123,824	\$388,784	\$237,392
Twanoh - Shoreline Restoration	Reappropriated	Complete	\$232,111	\$8,930	\$51,492
Twenty-Five Mile Creek-Replace Moorage Floats	Reappropriated	Design - 60%	\$87,822	\$65,540	\$166,953
Twin Harbors - Lift Station Replacement*	New	Design - 90%	\$143,452	\$11,164	\$833,385
Wallace Falls - Parking Expansion	Reappropriated	Design - 90%	\$14,473	\$7,918	\$18,801
Wallace Falls - Water System Replacement	Reappropriated	Design - 90%	\$163,213	\$0	\$963
Wallace Falls - Water System Replacement	New	Design - 90%	\$91,648	\$94,431	\$2,021,921
Wanapum - Picnic Shelter	Reappropriated	Design - 30%	\$16,490	\$0	\$275,510
Wenatchee Confluence-Sewer Lift Stat Replacement	Reappropriated	Complete	\$149,456	\$71,076	\$15,268
Willapa Hills Trail - Trail Improvements	Reappropriated	On Hold	\$0	\$0	\$49,937

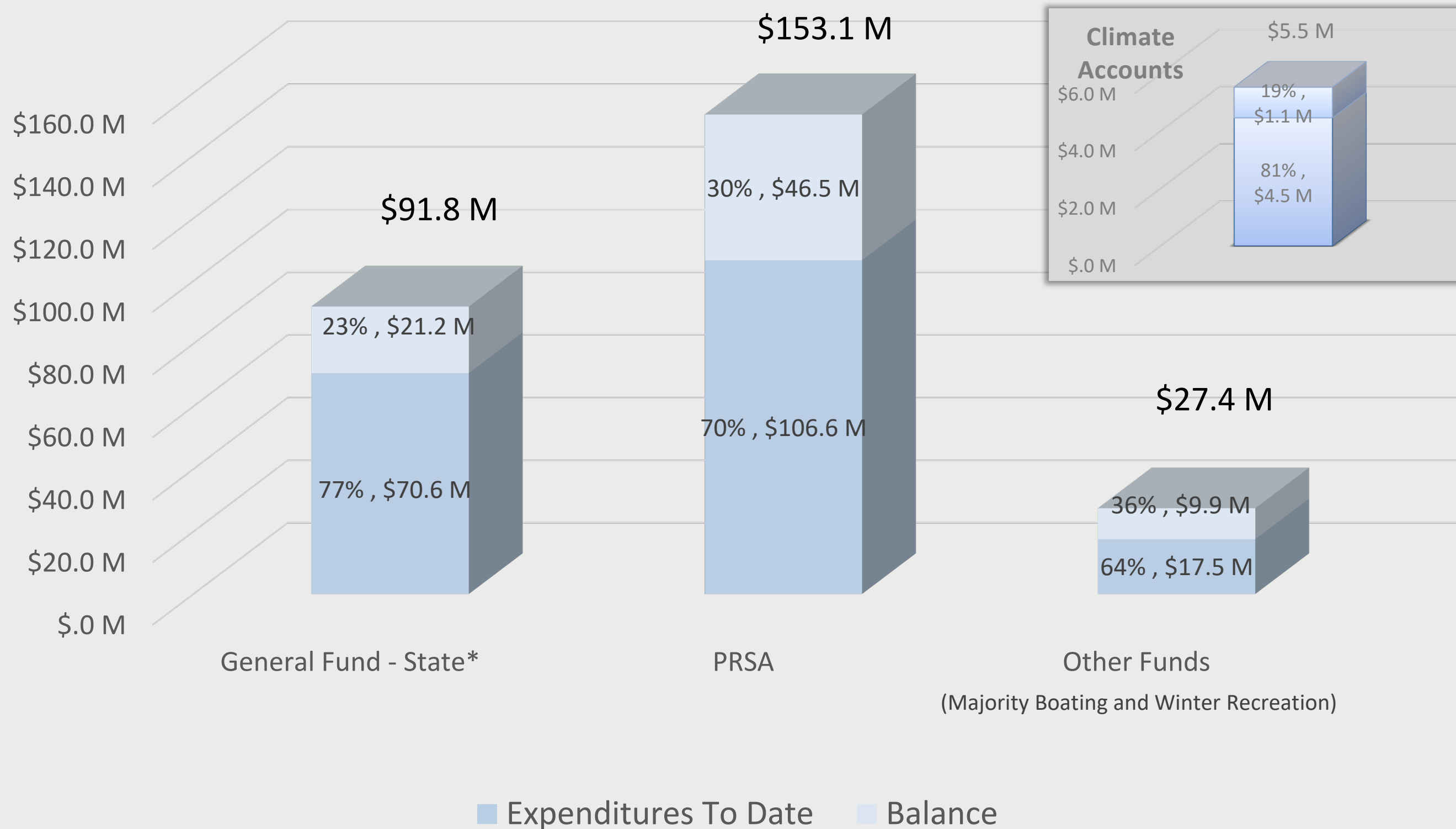


#

# Operating Budget



# 2023-25 Operating Budget - \$272.3 M



- We are 79% of the way through the biennium
- Spending reflects freeze savings
- PRSA ending fund balance estimated at \$12M

\*Includes Climate Account Funding  
 Note: Freezes effective December 2, 2024

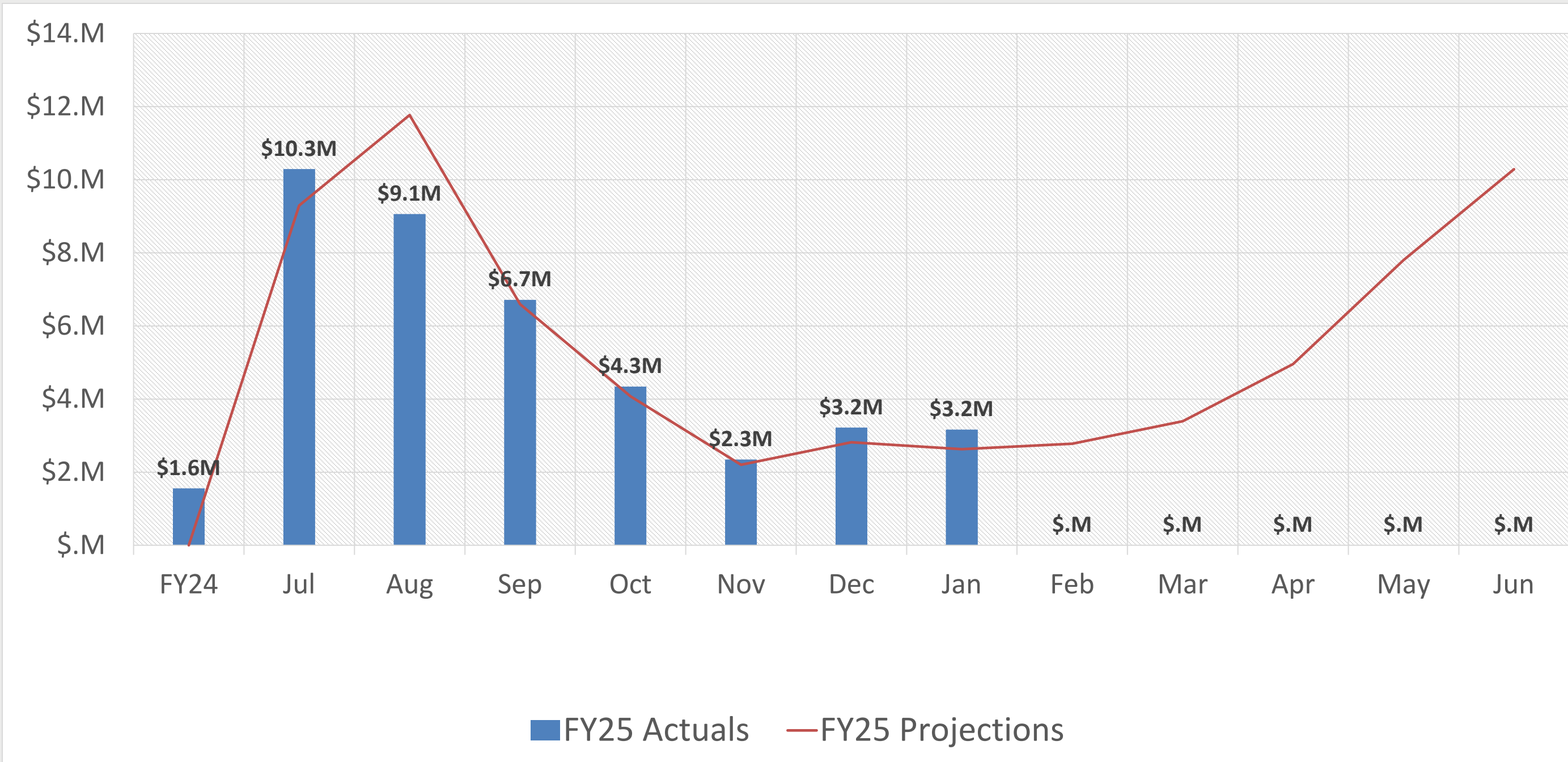
#

# PRSA Revenue

(Parks Renewal and Stewardship Account)



# FY25 Revenue Collected Compared to Projections



## December Revenue

- \$403,600 collected more than projections;
- Actual revenue collected up 26% from 2023

## January Revenue

- \$534,100 collected more than projections;
- Actual revenue collected down -2% from 2023

## Bien To Date Revenue

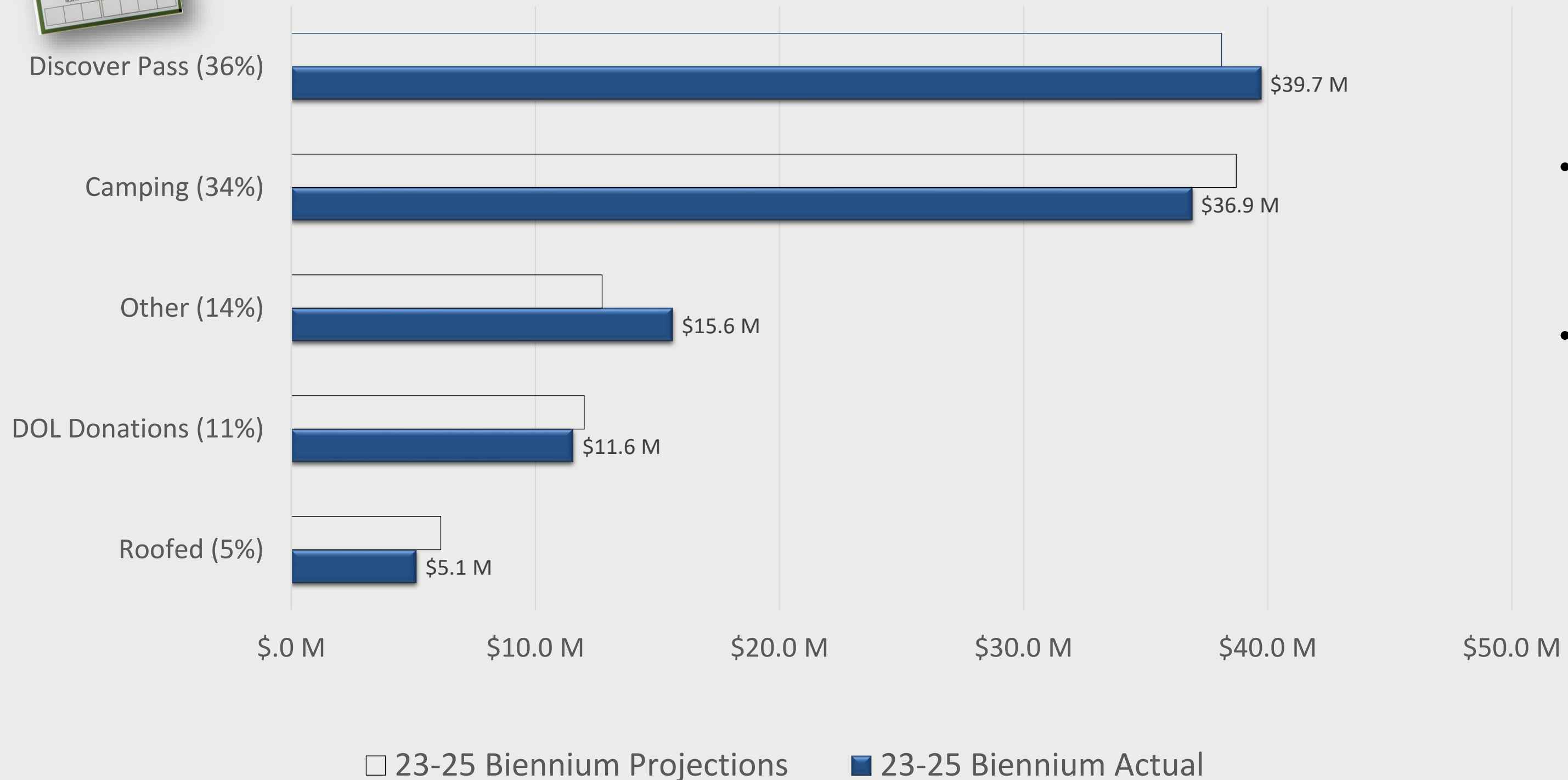
- \$1.3M collected over projections; a 1.2% variance from the \$109 million projected

Change from Projections														
	BTD	FY24	Jul	Aug	Sep	Oct	Nov	Dec	Jan	Feb	Mar	Apr	May	Jun
\$ Change	\$1.3M	\$1.6M	\$1.0M	-\$2.7M	\$0.1M	\$0.3M	\$0.1M	\$0.4M	\$0.5M					
% Change	1%	2%	11%	-23%	2%	7%	7%	14%	20%					



# \$109 Million Collected in Revenue

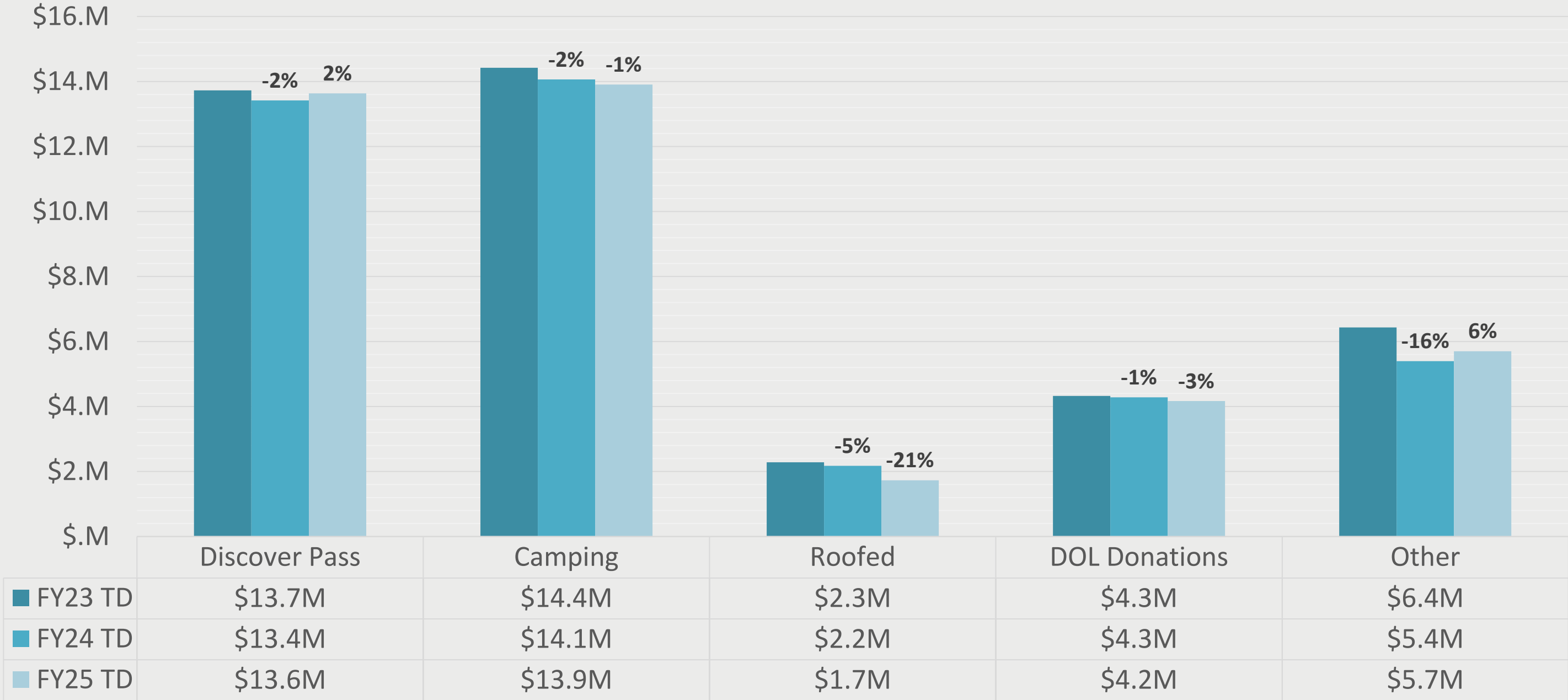
Categorized by Source



- Discover Pass and Camping are generating 70% of revenue collected.
- Camping is under projected amounts by 4.6%.
- Other revenue line items over projections:
  - Real Property Agreements
  - Retreat Centers
  - Concessions
  - Interpretive Talks
  - Day Use Shelters

# Actual Revenue Collected Comparison

FYTD revenue



- July – January represented for each year
- FY25 revenue to date total is down (\$193,683) or (0.5%) from FY24.


Notes:  
 1. Percentage change is from previous fiscal year to date

#

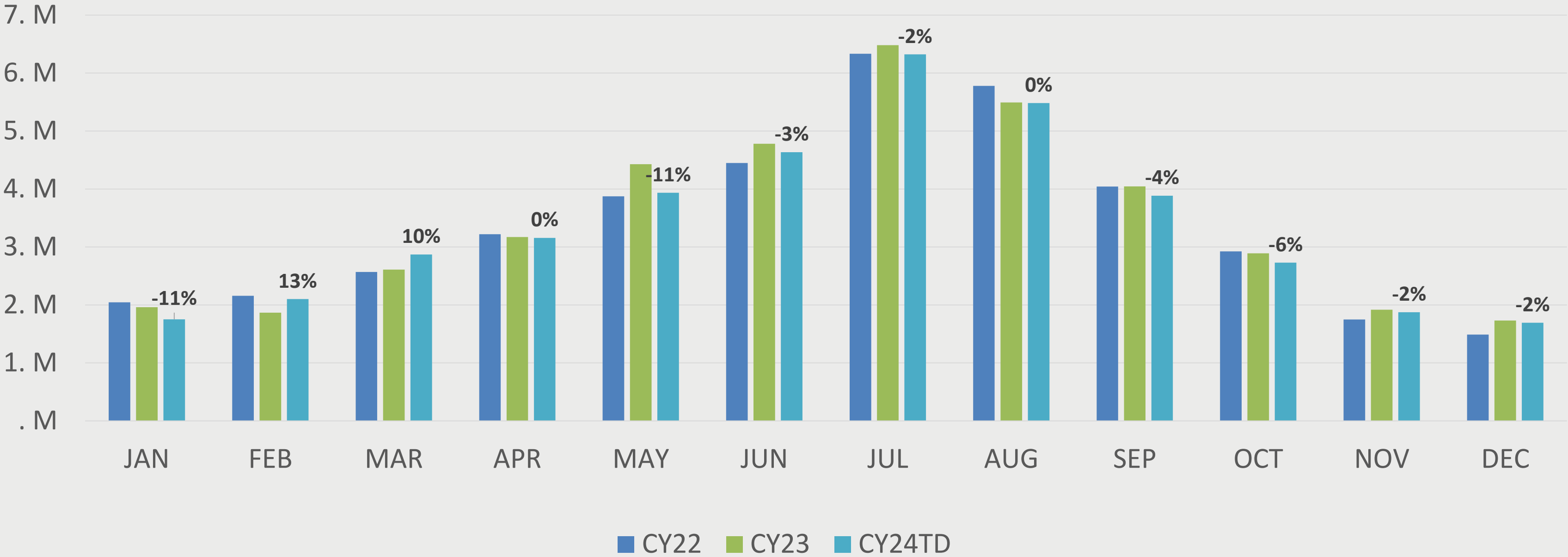
# Visitation Data



# Visitation



40.4 million recreation visits  
 -2% change compared to CY2023



Notes:  
 1. Percentage change is from previous year



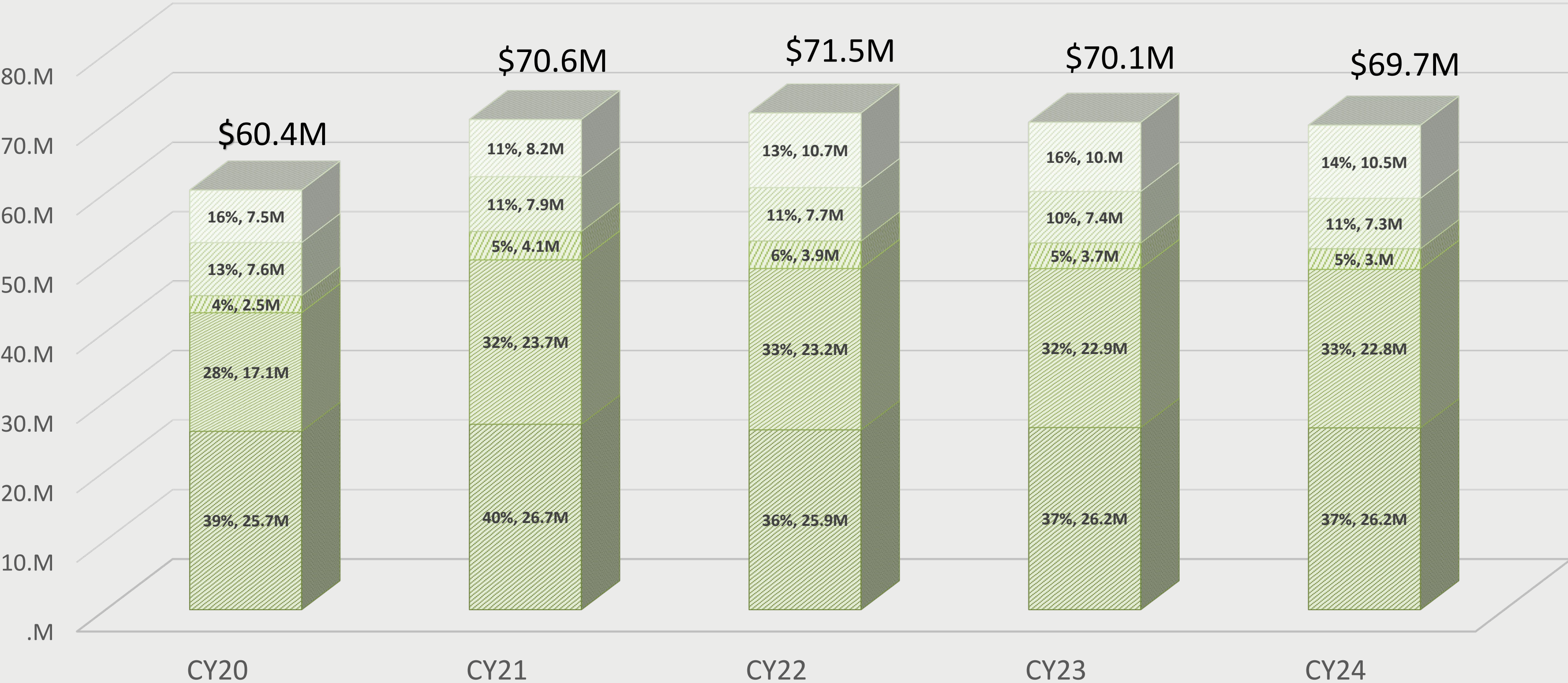
#

# Calendar Year Trends



# CALENDAR YEAR TRENDS | REVENUE COLLECTED

Discover Pass   Camping   Roofed   DOL Donations   Other

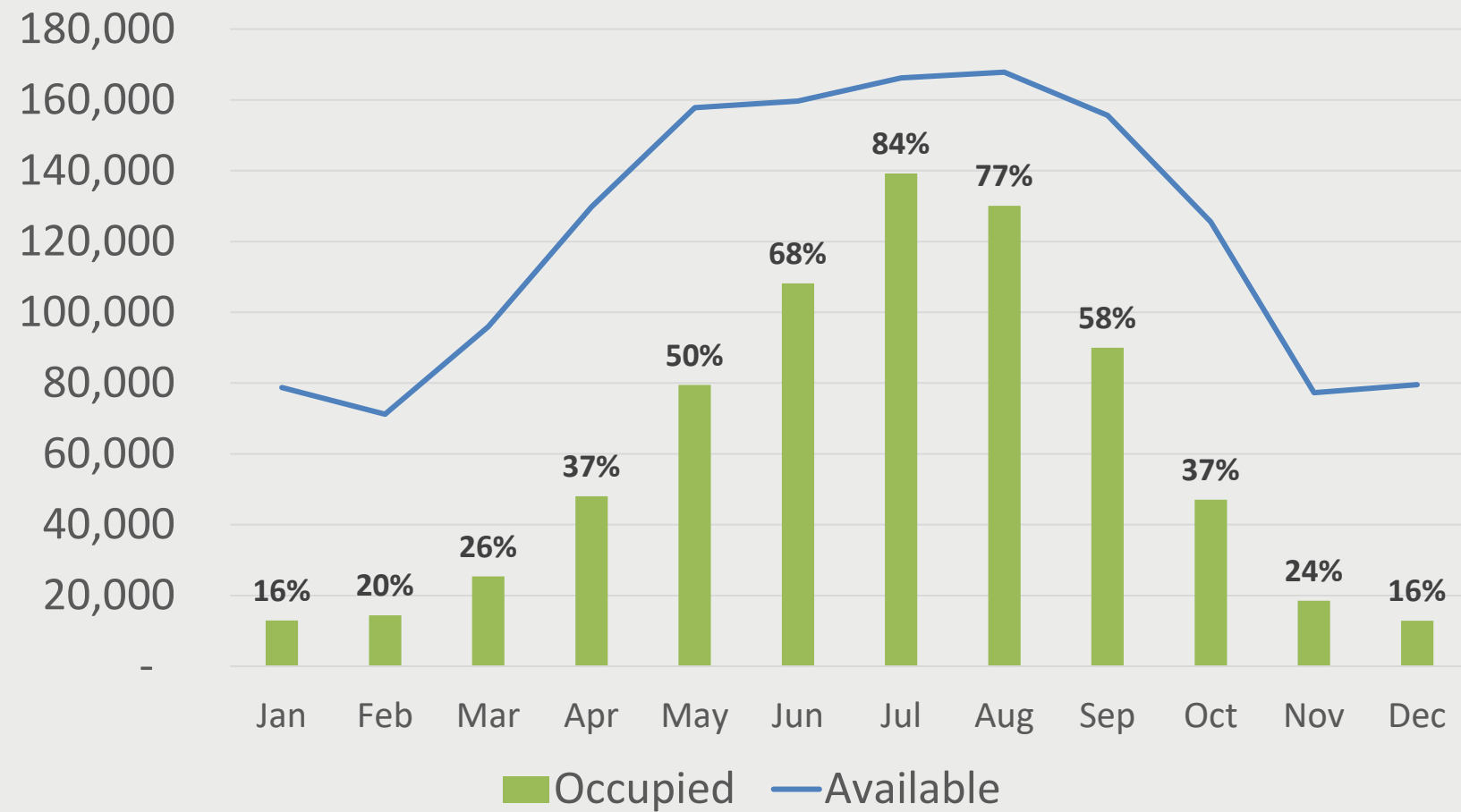


# CALENDAR YEAR TRENDS | REVENUE COLLECTED

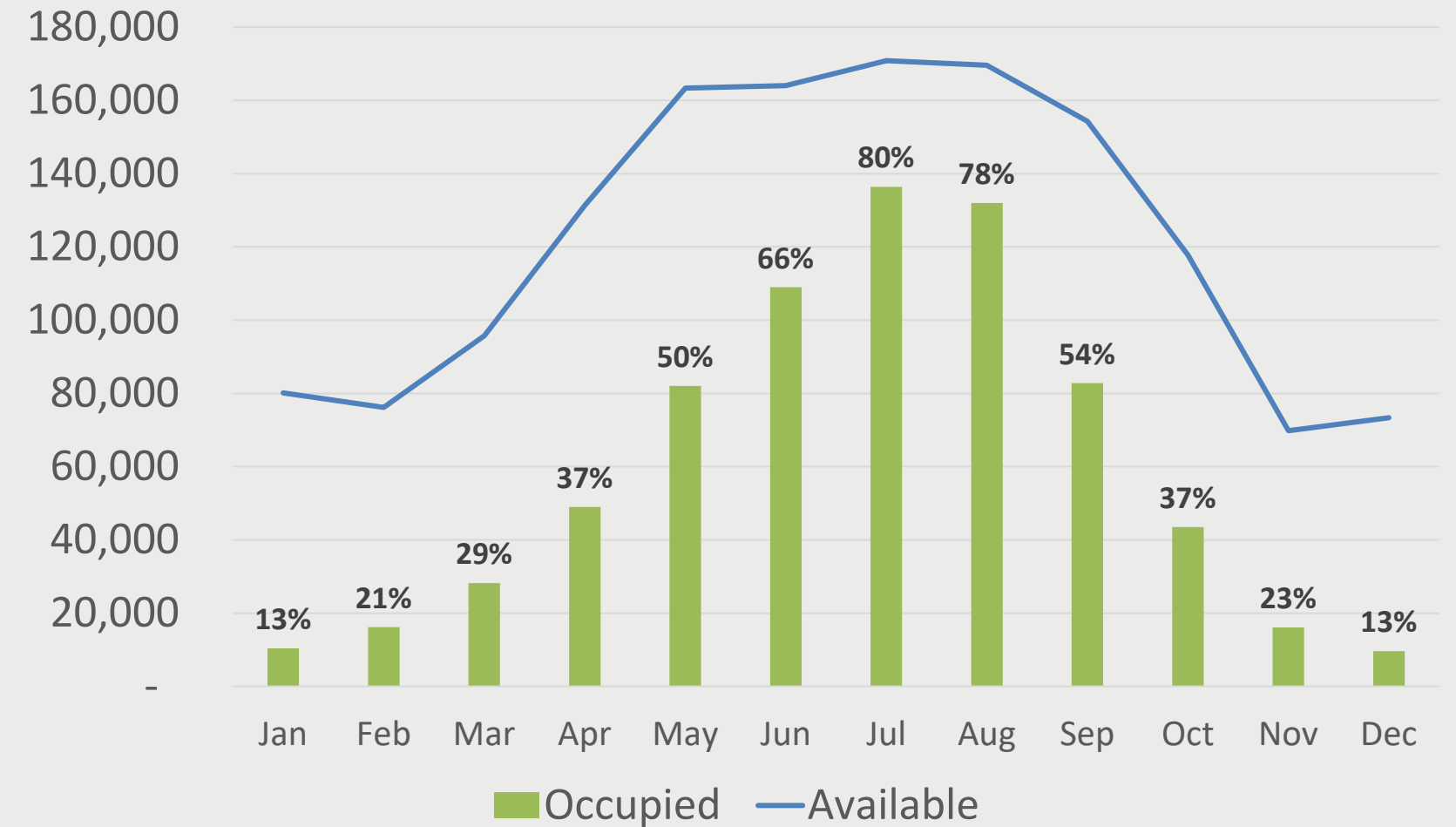
	Discover Pass		Camping		Roofed	
	Revenue	Percentage Change	Revenue	Percentage Change	Revenue	Percentage Change
CY20	25.7M		17.1M		2.5M	
CY21	26.7M	4%	23.7M	39%	4.1M	66%
CY22	25.9M	-3%	23.2M	-2%	3.9M	-3%
CY23	26.2M	1%	22.9M	-1%	3.7M	-7%
CY24	26.2M	0%	22.8M	0%	3.M	-19%

# CALENDAR YEAR TRENDS | CAMPING OCCUPANCY

2023 Camping Nights



2024 Camping Nights



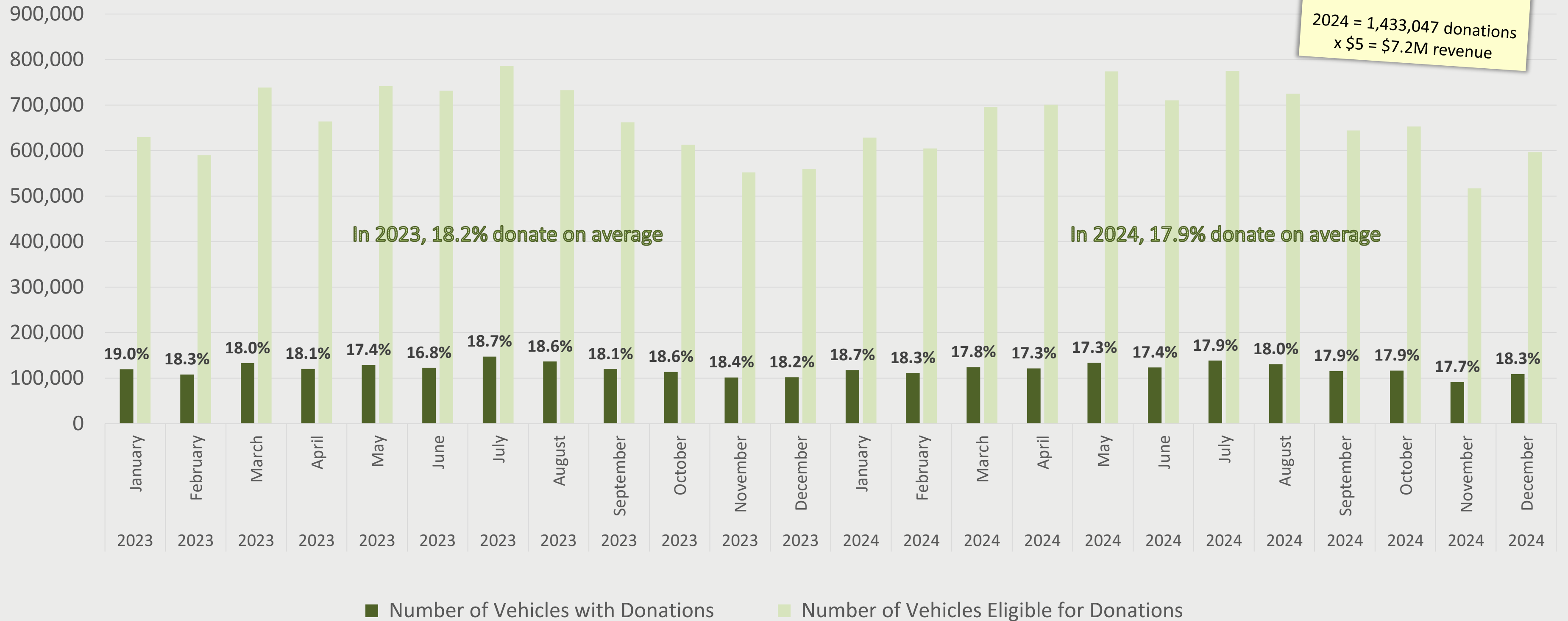
**726,130 Total Nights Occupied**

**714,856 Total Nights Occupied**

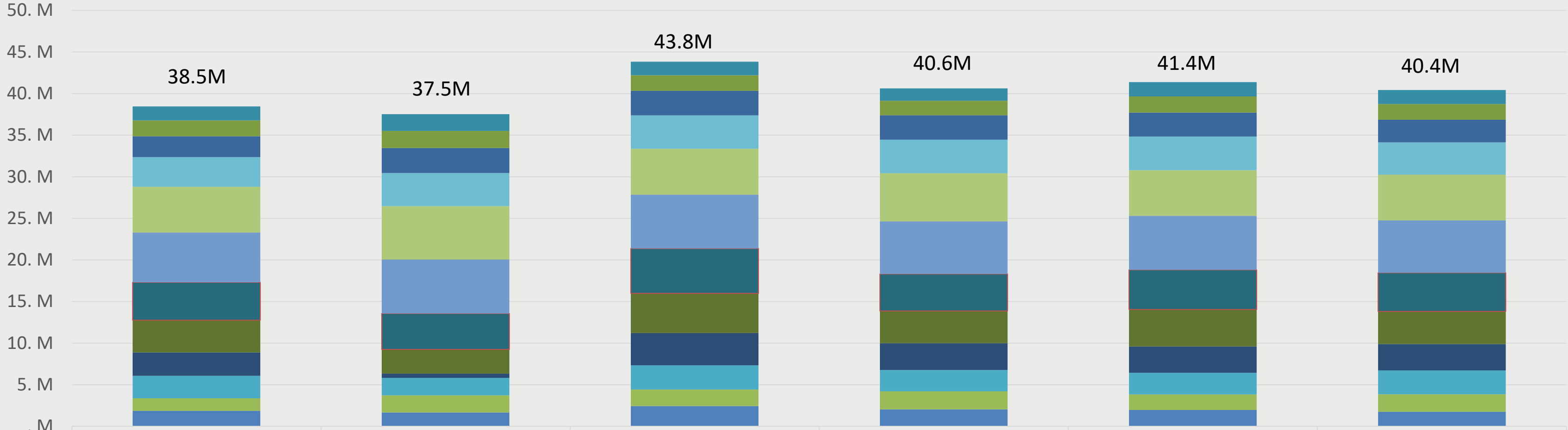
(Down 2% over 2023)

# CALENDAR YEAR TRENDS | DOL DONATIONS

**Donations through DOL**  
 2023 = 1,453,303 donations  
 x \$5 = \$7.3M revenue  
 2024 = 1,433,047 donations  
 x \$5 = \$7.2M revenue



# CALENDAR YEAR TRENDS | VISITATION



	CY19	CY20	CY21	CY22	CY23	CY24TD
DEC	1.7 M	2. M	1.6 M	1.5 M	1.7M	1.7M
NOV	1.9 M	2.1 M	1.9 M	1.7 M	1.9M	1.9M
OCT	2.5 M	3. M	3. M	2.9 M	2.9M	2.7M
SEP	3.6 M	4. M	4. M	4. M	4.M	3.9M
AUG	5.5 M	6.4 M	5.5 M	5.8 M	5.5M	5.5M
JUL	6. M	6.5 M	6.5 M	6.3 M	6.5M	6.3M
JUN	4.6 M	4.3 M	5.4 M	4.4 M	4.8M	4.6M
MAY	3.9 M	2.9 M	4.8 M	3.9 M	4.4M	3.9M
APR	2.8 M	.5 M	3.9 M	3.2 M	3.2M	3.2M
MAR	2.7 M	2.1 M	2.9 M	2.6 M	2.6M	2.9M
FEB	1.5 M	2.1 M	2. M	2.2 M	1.9M	2.1M
JAN	1.9 M	1.7 M	2.4 M	2. M	2.M	1.8M

# What's Next

## April

- House and Senate budgets expected early April
- Combined budget expected late April
- 27<sup>th</sup> last day of regular legislative session

## May

- Budget bills enacted by Governor
- 2026 draft supplemental presented to Commission



## July

- Commission action item to approve 2026 supplemental request

## September

- 2026 Supplemental submitted to Office of Financial Management





# Definition of terms that may be used in this presentation

Page 1/5

- **Appropriations.** Laws passed that provide agencies authority to spend specified amounts for specific time periods and purposes.
- **Reappropriations.** Specific to the capital budget, projects that cross biennia may have authority to spend the remaining balance shifted to the next biennium.
- **Budgets.** Funding provided through the legislative process.
  - **Capital Budget.** Funding received for the construction of facilities and other infrastructure in the park system, and for deferred maintenance projects. This is mostly revenue to [Fund 057](#) from bond proceeds.
  - **Operating Budget.** Funding received for the operation of the park system, and for preventive maintenance projects. This mostly comes from:
    - [General Fund](#) account. This account funds all financial resources for the state's operating budget except those required to be accounted for in another fund. Revenue comes from taxes, federal grants-in-aid, charges, miscellaneous revenue, licenses, permits, fees, and interest income and is to be used to support the operation of the state's services and programs.
    - Authority is given in [RCW 43.79.010](#).
    - [Parks Renewal and Stewardship Account \(PRSA\)](#). Earned revenue comes from Discover Pass, camping, roofed accommodations, and other miscellaneous income. Authority is given in [RCW 79A.05.215](#) and is to be used for operating state parks, developing and renovating park facilities, and other park purposes.



# Definition of terms that may be used in this presentation

Page 2/5

- **Biennium/biennial cycle.** The legislative process provides funding on a 2-year basis.
  - **Supplemental budget.** Funding is requested on a 2-year cycle; however, opportunity is provided once each fiscal year to make technical adjustments and/or request additional funds.
- **Calendar Year (CY).** While the state operates on a fiscal year, revenue and visitation trends are reviewed on a calendar and fiscal year.
- **Calendar Year to Date (CYTD).** If the data for a calendar year is less than a full year, data is pulled as of the last month the financial reports were closed for. Comparisons of data will be for this same date range in the previous fiscal year.



# Definition of terms that may be used in this presentation

Page 3/5

- **Fiscal Year (FY).** The state budget operates on a fiscal year, which is July 1 – June 30. Two fiscal years create the biennium.
- **Fiscal Year to Date (FYTD).** If the data for the fiscal year is less than a full year, data is pulled as of the last month the financial reports were closed for. Comparisons of data will be for this same date range in the previous fiscal year.
- **Fiscal Month (FM).** There are 24 months in the biennial cycle with each numbered consecutively.
- **Pandemic impacted data.** During FY20, day use was closed for one month and overnight stays were closed for over 2 months due to the Covid-19 pandemic. FY20 revenue and visitation appear much lower than other years due to the closure.



# Definition of terms that may be used in this presentation

Page 4/5

- **Capital Project Terms**

- **Completed Project.** This identifies projects that have completed the purpose for the funding specified. This may mean that the project is fully complete, but more often reflects that a project is completed for the phase funded.
- **Deferred Project.** This most often describes a canceled project, or a project expected to be canceled but the funding is retained on the books through the biennium or utilized for another project with approval.
- **Design Phase.** This phase of a project is to develop the plans, schematics, and details regarding the project, and is used to request permitting and/or to post the bid.
- **On Hold project.** This identifies projects that are paused due to varying factors that could impact how the project proceeds; projects may either start again or, if determined they are no longer feasible, become deferred.



# Definition of terms that may be used in this presentation

Page 4/5

- **Capital Project Terms**

- **Permitting.** Obtaining official permissions from local authorities before starting construction. This includes environmental, land use and building permits. Federal, State and Local permits, as well as archeology and cultural resources reviews and approvals.
- **Planned project.** These that have been funded and waiting for staff resources to be available to start the project.
- **Predesign Phase.** This specifically refers to projects that the legislature has funded for predesign because the project cost exceeds \$10 million. Predesign develops preliminary costs estimates and scope for the feasibility and timeline of the project that requires final approval for design funding to be released.



# GET IN TOUCH

FOR QUESTIONS AND SUGGESTIONS

## MAILING ADDRESS

P.O. Box 42650; Olympia, WA 98504

## EMAIL ADDRESS

[Laura.Holmes@parks.wa.gov](mailto:Laura.Holmes@parks.wa.gov)

## PHONE NUMBER

(360) 902-8621