













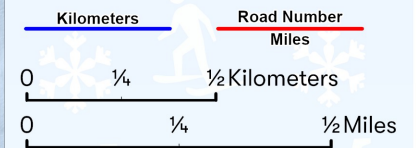
# Welcome Chiwawa Sno-Park

## Groomed Trail System

-  Non-Motorized Sno-Park
-  Groomed Ski Trail
-  Marked Ski Route
-  Snowshoe Route
-  Snowmobile Trail
-  Sno-Park Access Road
-  Trailside Map
-  View
-  Special Grooming Permit Required, Available at Midway Grocery.

The Lake Wenatchee area system of trails includes over 50 km (30 miles) of groomed cross country ski trails and 12 miles of designated snowshoe trails.

-  Easiest
-  More Difficult
-  Most Difficult



Snow grooming equipment may be on the trail at any time.

Trail grooming schedules may change without notice due to snow conditions, temperatures, equipment breakdowns, etc.

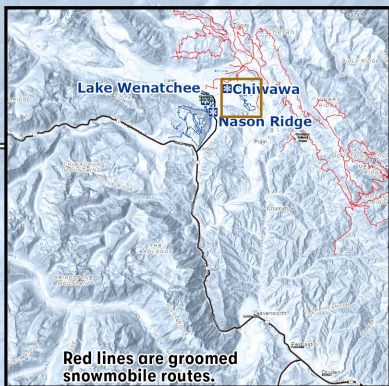

Be aware of potential avalanche danger, check [www.nwac.us](http://www.nwac.us) before you leave home.

Trail grooming schedules and maps at [parks.wa.gov/find-sno-parks](http://parks.wa.gov/find-sno-parks)  
Please report errors or comments to: [winter@parks.wa.gov](mailto:winter@parks.wa.gov)

For Emergency  
Call 911

Chelan Co. Sheriff  
509-663-9911 or

Lake Wenatchee  
SP 509-630-8324



### PLEASE REMEMBER:

- No dogs on groomed track until after 10:00 AM.
- No snowshoes on groomed track.
- Do not walk on the groomed trail.
- Downhill skiers have the right of way.
- Trails may become more difficult during icy conditions.

