



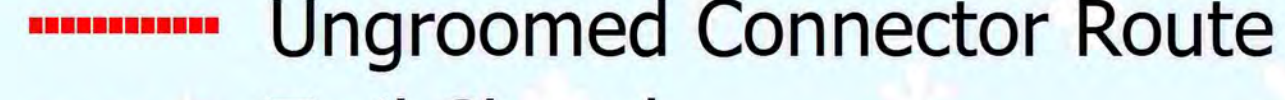
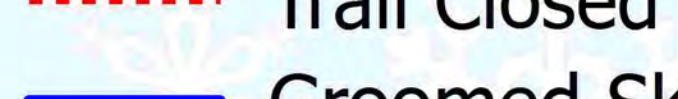







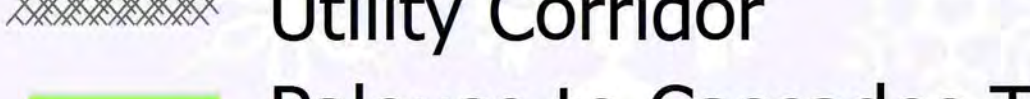



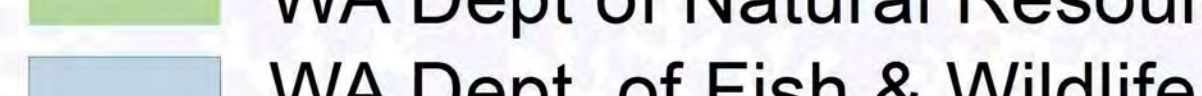




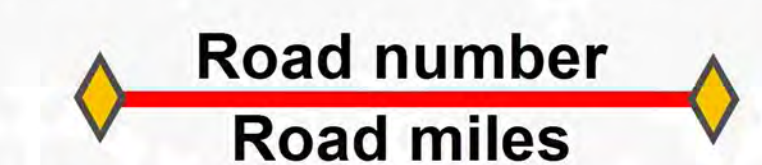


Welcome Lake Easton Sno-Park

Groomed Trail System Explanation

-  Sno-Park
-  Permanently Closed
-  Staging Area, Limited Plowing/Parking
-  Groomed Snowmobile Trail
-  Ungroomed Connector Route
-  Trail Closed
-  Groomed Ski Trail
-  Marked Ski Route
-  Sled Dog Trail
-  Major Junction, Labeled w/ Road #'s
-  Restroom
-  View
-  Highways
-  Sno-Park Access Road
-  Road
-  Utility Corridor
-  Palouse to Cascades Trail
-  Ski Area, No Snowmobiling
-  State Park
-  Wenatchee National Forest
-  WA Dept of Natural Resources
-  WA Dept. of Fish & Wildlife

Area has 15 miles of groomed snowmobile trails. Road # and mileage labeled between junctions.



Snow grooming equipment may be on the trail at any time.

Trail grooming schedules may change without notice due to snow conditions, temperatures, equipment breakdowns, etc.

Be aware of potential avalanche danger, check www.nwac.us before you leave home.

*Trail grooming schedules and maps at www.parks.wa.gov/winter
Please report errors or comments to: winter@parks.wa.gov*

**For Emergency Call 911
Kittitas Co. Sheriff 509-925-8534**

