

LAKE SAMMAMISH STATE PARK

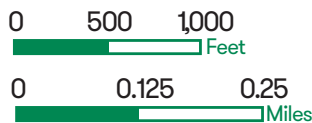

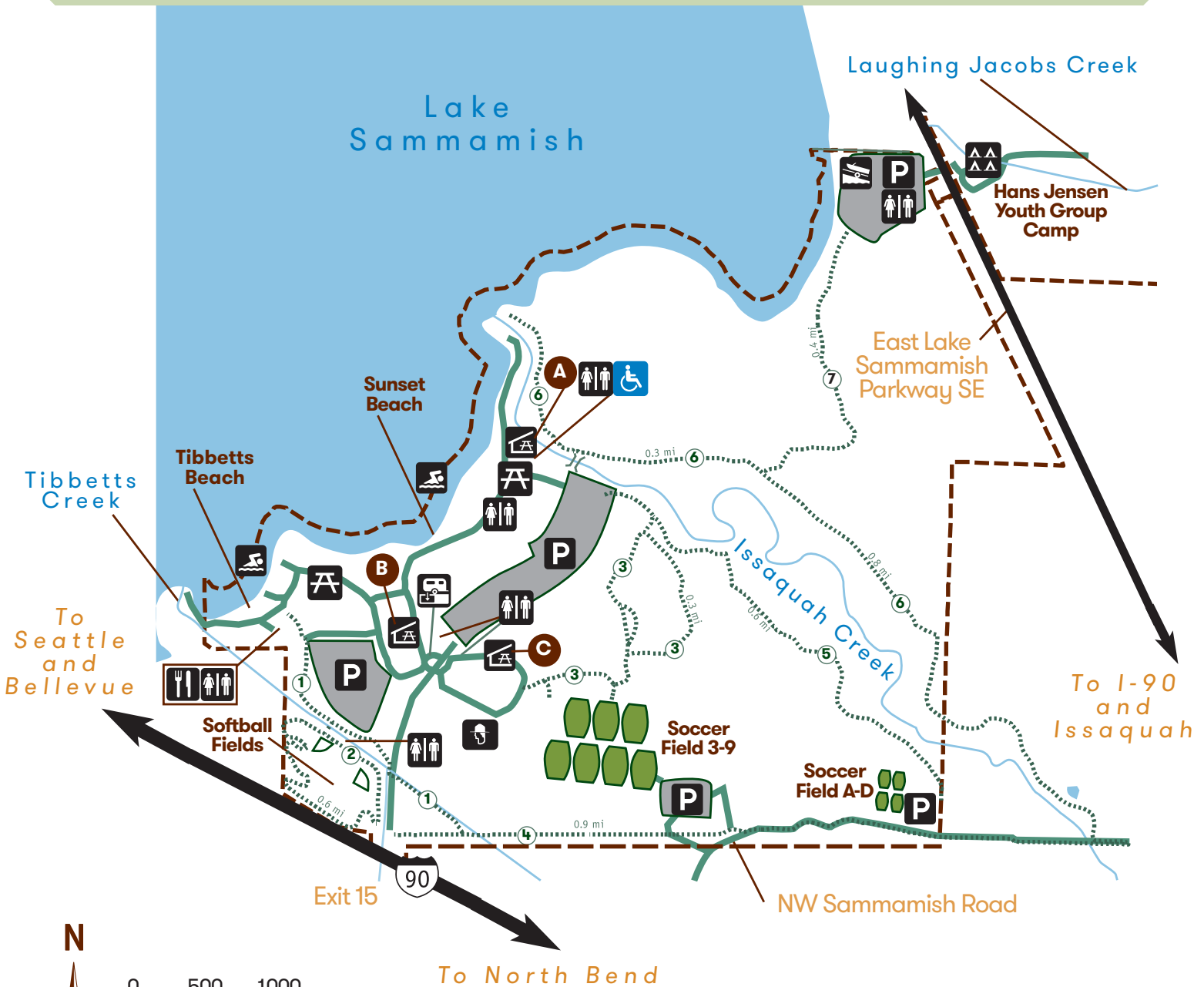


- Concession (open 3-4 days/wk.)
 - Ranger station
 - ADA accessible
 - Restroom
 - Group campground
 - Picnic area
 - Swimming
 - Park boundary
 - Boat launch
 - RV dump station
 - Picnic shelter
 - Parking
- Trail

- A** - Creek Shelter (S3002)
- B** - Rotunda Shelter (S3003)
- C** - Kitchen Shelter (S3001)

Lake Sammamish State Park Trails

1. Tibbetts Creek - 0.5 mi
2. Jogger's Loop - 0.6 mi
3. Orchard Loop - 0.8 mi
4. NW Sammamish Rd - 1 mi
5. Homestead - 0.6 mi
6. Issaquah Creek - 1.3 mi
7. Boat Launch - 0.4 mi



WELCOME
Please remember a Discover Pass is required for parking at all Washington State Parks.

(Revised 1-2-24)